


Hungarian Forint

2019/12/07

Bid **Ask**
7.5270 CZK **7.9130**
 CZK CZK

100 HUF = 7.7200 CZK
 1 CZK = 12.95337 HUF

Difference  0.00%
 (0.00)

General attributes

Exchange rate CS Exchange rate
Exchange over the counter Czech Republic
Security type Currency

Market data

Bid (Bid size) 7.5270 HUF
Ask (Ask size) 7.9130 HUF
Open 7.7200 HUF
High 7.7200 HUF

Performance and Risk

	6m	1Y	3Y
Perf (%)	-3.39%	-3.56%	-10.32%
Perf (abs.)	-0.27	-0.29	-0.89
Beta	-	-	-
Volatility	3.33	3.37	3.47

Futures and Options

Related Futures -
Related Options -

since inception












Performance since inception. Performances under 12 month have only little informative value because of the short maturity. Information about previous performance does not guarantee future performance.

Source: Česká spořitelna, a. s.

Price data

Ø price 5 days Ø volume 5 days (pcs.)	7.6886 HUF (0)
Ø price 30 days Ø volume 30 days (pcs.)	7.6474 HUF (0)
Ø price 100 days Ø volume 100 days (pcs.)	7.7320 HUF (0)
Ø price 250 days Ø volume 250 days (pcs.)	7.8489 HUF (0)
YTD High date	8.1790 HUF (2019/03/20)
YTD Low date	7.5940 HUF (2019/11/27)
52 Weeks High date	8.1790 HUF (2019/03/20)
52 Weeks Low date	7.5940 HUF (2019/11/27)

Recent research

on market		
Date	Headline	Download
2019/12/06	 Romania Outlook All about budget deficit	
2019/12/06	 CZ Ranní restart	
2019/12/05	 Czechia Outlook GDP growth to persist slightly b...	
2019/12/05	 Poland Outlook Domestic engines are losing steam	
2019/12/05	 Měsíční strategie - dluhopisy a měny	