


South African Rand (exchange rate)

2024/07/17	
Bid	Ask
1.2530 CZK	1.3170 CZK
1 ZAR = 1.2850 CZK 1 CZK = 0.77821 ZAR	

Difference	 0.78% (0.01)
-------------------	--

General attributes	
Exchange rate	CS Exchange rate
Exchange	over the counter Czech Republic
Security type	Currency

Market data	
Bid (Bid size)	1.2530 ZAR
Ask (Ask size)	1.3170 ZAR
Open	1.2850 ZAR
High	1.2850 ZAR

Performance and Risk			
	6m	1Y	3Y
Perf (%)	+5.55%	+7.69%	-14.31%
Perf (abs.)	+0.07	+0.09	-0.21
Beta	-	-	-
Volatility	11.73	12.12	11.76










Futures and Options	
Related Futures	-
Related Options	-



Performance since inception. Performances under 12 month have only little informative value because of the short maturity. Information about previous performance does not guarantee future performance.
Source: Česká spořitelna, a. s.

Price data	
Ø price 5 days Ø volume 5 days (pcs.)	1.2877 ZAR (0)
Ø price 30 days Ø volume 30 days (pcs.)	1.2790 ZAR (0)
Ø price 100 days Ø volume 100 days (pcs.)	1.2539 ZAR (0)
Ø price 250 days Ø volume 250 days (pcs.)	1.2327 ZAR (0)
YTD High date	1.3010 ZAR (2024/06/24)
YTD Low date	1.1880 ZAR (2024/01/23)
52 Weeks High date	1.3010 ZAR (2024/06/24)
52 Weeks Low date	1.1500 ZAR (2023/08/16)

Recent research

on market		
Date	Headline	Download
2024/07/17	 Ranní restart	
2024/07/16	 Ranní restart: bydlení v ČR, násilí a kabely	
2024/07/15	 Ranní restart: atentát, sjezd a polarizace	
2024/07/15	 Data mix in the week to come	
2024/07/12	 Ranní restart	