


# South African Rand

2021/10/21	
<b>Bid</b>	<b>Ask</b>
<b>1.4810</b> CZK	<b>1.5570</b> CZK
1 ZAR = 1.5190 CZK 1 CZK = 0.65833 ZAR	

<b>Difference</b>	 <b>0.93%</b> (0.01)
-------------------	--

<b>General attributes</b>	
<b>Exchange rate</b>	CS Exchange rate
<b>Exchange</b>	over the counter Czech Republic
<b>Security type</b>	Currency

<b>Market data</b>	
<b>Bid (Bid size)</b>	1.4810 ZAR
<b>Ask (Ask size)</b>	1.5570 ZAR
<b>Open</b>	1.5190 ZAR
<b>High</b>	1.5190 ZAR

<b>Performance and Risk</b>			
	<b>6m</b>	<b>1Y</b>	<b>3Y</b>
<b>Perf (%)</b>	-0.46%	+6.97%	-4.20%
<b>Perf (abs.)</b>	-0.01	+0.10	-0.07
<b>Beta</b>	-	-	-
<b>Volatility</b>	8.03	9.04	10.83







<b>Futures and Options</b>	
<b>Related Futures</b>	-
<b>Related Options</b>	-



Performance since inception. Performances under 12 month have only little informative value because of the short maturity. Information about previous performance does not guarantee future performance.  
Source: Česká spořitelna, a. s.

<b>Price data</b>	
Ø price 5 days   Ø volume 5 days (pcs.)	1.4904 ZAR (0)
Ø price 30 days   Ø volume 30 days (pcs.)	1.4672 ZAR (0)
Ø price 100 days   Ø volume 100 days (pcs.)	1.4760 ZAR (0)
Ø price 250 days   Ø volume 250 days (pcs.)	1.4861 ZAR (0)
<b>YTD High   date</b>	1.5460 ZAR (2021/06/07)
<b>YTD Low   date</b>	1.3850 ZAR (2021/01/08)
<b>52 Weeks High   date</b>	1.5460 ZAR (2021/06/07)
<b>52 Weeks Low   date</b>	1.3850 ZAR (2021/01/08)

**Recent research**

<b>on market</b>		
Date	Headline	Download
2021/10/21	 Ranní restart	
2021/10/20	 Ranní restart: kauzalita, experimenty a kdy jindy ...	
2021/10/19	 Ranní restart	
2021/10/18	 Ranní restart: Heat or Eat!	
2021/10/15	 Měsíčník EU aktualit, číslo 217, říjen 2021	