


# Japanese Yen (exchange rate)

2024/07/17	
<b>Bid</b>	<b>Ask</b>
<b>14.3070</b> CZK	<b>15.0410</b> CZK
100 JPY = 14.6740 CZK	1 CZK = 6.81477 JPY

<b>Difference</b>	 <b>-0.49%</b> <b>(-0.07)</b>
-------------------	---

<b>General attributes</b>	
<b>Exchange rate</b>	CS Exchange rate
<b>Exchange</b>	over the counter Czech Republic
<b>Security type</b>	Currency

<b>Market data</b>	
<b>Bid (Bid size)</b>	14.3070 JPY
<b>Ask (Ask size)</b>	15.0410 JPY
<b>Open</b>	14.6740 JPY
<b>High</b>	14.6740 JPY

<b>Performance and Risk</b>			
	<b>6m</b>	<b>1Y</b>	<b>3Y</b>
<b>Perf (%)</b>	-4.71%	-4.13%	-25.07%
<b>Perf (abs.)</b>	-0.73	-0.64	-4.93
<b>Beta</b>	-	-	-
<b>Volatility</b>	8.16	9.50	10.80










<b>Futures and Options</b>	
<b>Related Futures</b>	-
<b>Related Options</b>	-



Performance since inception. Performances under 12 month have only little informative value because of the short maturity. Information about previous performance does not guarantee future performance.  
Source: Česká spořitelna, a. s.

<b>Price data</b>	
<b>Ø price 5 days   Ø volume 5 days (pcs.)</b>	14.7153 JPY (0)
<b>Ø price 30 days   Ø volume 30 days (pcs.)</b>	14.5661 JPY (0)
<b>Ø price 100 days   Ø volume 100 days (pcs.)</b>	14.7958 JPY (0)
<b>Ø price 250 days   Ø volume 250 days (pcs.)</b>	15.2122 JPY (0)
<b>YTD High   date</b>	15.8780 JPY (2024/01/03)
<b>YTD Low   date</b>	14.4270 JPY (2024/07/04)
<b>52 Weeks High   date</b>	15.8780 JPY (2024/01/03)
<b>52 Weeks Low   date</b>	14.4270 JPY (2024/07/04)

## Recent research

<b>on market</b>		
<b>Date</b>	<b>Headline</b>	<b>Download</b>
2024/07/17	 Ranní restart	
2024/07/16	 Ranní restart: bydlení v ČR, násilí a kabely	
2024/07/15	 Ranní restart: atentát, sjezd a polarizace	
2024/07/15	 Data mix in the week to come	
2024/07/12	 Ranní restart	