


# Hong Kong Dollar (exchange rate)

2024/07/26	
<b>Bid</b>	<b>Ask</b>
<b>2.9260</b> CZK	<b>3.0760</b> CZK
1 HKD = 3.0010 CZK 1 CZK = 0.33322 HKD	

<b>Difference</b>	 <b>0.20%</b> (0.01)
-------------------	--

<b>General attributes</b>	
<b>Exchange rate</b>	CS Exchange rate
<b>Exchange</b>	over the counter Czech Republic
<b>Security type</b>	Currency

<b>Market data</b>	
<b>Bid (Bid size)</b>	2.9260 HKD
<b>Ask (Ask size)</b>	3.0760 HKD
<b>Open</b>	3.0010 HKD
<b>High</b>	3.0010 HKD

<b>Performance and Risk</b>			
	<b>6m</b>	<b>1Y</b>	<b>3Y</b>
<b>Perf (%)</b>	+2.74%	+7.45%	+6.84%
<b>Perf (abs.)</b>	+0.08	+0.21	+0.19
<b>Beta</b>	-	-	-
<b>Volatility</b>	7.33	8.34	9.16










<b>Futures and Options</b>	
<b>Related Futures</b>	-
<b>Related Options</b>	-



Performance since inception. Performances under 12 month have only little informative value because of the short maturity. Information about previous performance does not guarantee future performance.  
Source: Česká spořitelna, a. s.

<b>Price data</b>	
Ø price 5 days   Ø volume 5 days (pcs.)	2.9872 HKD (0)
Ø price 30 days   Ø volume 30 days (pcs.)	2.9840 HKD (0)
Ø price 100 days   Ø volume 100 days (pcs.)	2.9637 HKD (0)
Ø price 250 days   Ø volume 250 days (pcs.)	2.9464 HKD (0)
<b>YTD High   date</b>	3.0460 HKD (2024/04/16)
<b>YTD Low   date</b>	2.8500 HKD (2024/01/01)
<b>52 Weeks High   date</b>	3.0460 HKD (2024/04/16)
<b>52 Weeks Low   date</b>	2.7730 HKD (2023/08/01)

## Recent research

<b>on market</b>		
<b>Date</b>	<b>Headline</b>	<b>Download</b>
2024/07/25	 CEE Special Report   Can we work more for longer?	
2024/07/25	 CZ Ranní restart	
2024/07/24	 CZ Ranní restart	
2024/07/23	 Ranní restart: Scholz, překvalifikovanost, mládí a...	
2024/07/22	 CEE   Baltics   Economic performance further diver...	