


# Australian Dollar (exchange rate)

2024/07/17	
<b>Bid</b>	<b>Ask</b>
<b>15.2630</b> CZK	<b>16.0460</b> CZK
1 AUD = 15.6540 CZK	1 CZK = 0.06388 AUD

<b>Difference</b>	 <b>-0.78%</b> <b>(-0.12)</b>
-------------------	---

<b>General attributes</b>	
<b>Exchange rate</b>	CS Exchange rate
<b>Exchange</b>	over the counter Czech Republic
<b>Security type</b>	Currency

<b>Market data</b>	
<b>Bid (Bid size)</b>	15.2630 AUD
<b>Ask (Ask size)</b>	16.0460 AUD
<b>Open</b>	15.6540 AUD
<b>High</b>	15.6540 AUD

<b>Performance and Risk</b>			
	<b>6m</b>	<b>1Y</b>	<b>3Y</b>
<b>Perf (%)</b>	+5.03%	+7.85%	-2.04%
<b>Perf (abs.)</b>	+0.76	+1.15	-0.33
<b>Beta</b>	-	-	-
<b>Volatility</b>	6.35	7.43	8.82










<b>Futures and Options</b>	
<b>Related Futures</b>	-
<b>Related Options</b>	-



Performance since inception. Performances under 12 month have only little informative value because of the short maturity. Information about previous performance does not guarantee future performance.  
Source: Česká spořitelna, a. s.

<b>Price data</b>	
Ø price 5 days   Ø volume 5 days (pcs.)	15.7867 AUD (0)
Ø price 30 days   Ø volume 30 days (pcs.)	15.5672 AUD (0)
Ø price 100 days   Ø volume 100 days (pcs.)	15.3441 AUD (0)
Ø price 250 days   Ø volume 250 days (pcs.)	15.1865 AUD (0)
<b>YTD High   date</b>	15.8260 AUD (2024/07/11)
<b>YTD Low   date</b>	14.8850 AUD (2024/01/18)
<b>52 Weeks High   date</b>	15.8260 AUD (2024/07/11)
<b>52 Weeks Low   date</b>	14.1370 AUD (2023/08/21)

## Recent research

on market		
Date	Headline	Download
2024/07/17	 Ranní restart	
2024/07/16	 Ranní restart: bydlení v ČR, násilí a kabely	
2024/07/15	 Ranní restart: atentát, sjezd a polarizace	
2024/07/15	 Data mix in the week to come	
2024/07/12	 Ranní restart	