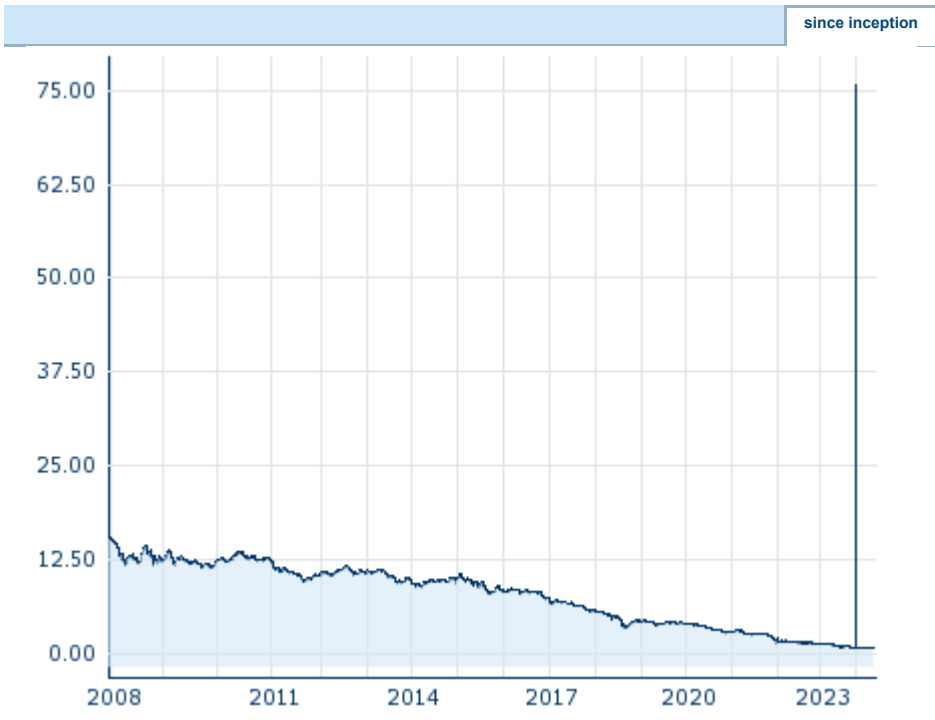


Turkish Lira (CNB)










2024/07/16			
Bid		Ask	
- CZK		- CZK	
1 TRY = 0.7030 CZK 1 CZK = 1.42248 TRY			
Difference		-0.28% (-0.00)	
General attributes			
Exchange rate		CNB rate	
Exchange	Central bank exchange rate fixing		
Security type		Currency	
Market data			
Bid (Bid size)		-	
Ask (Ask size)		-	
Open		0.7030 TRY	
High		0.7030 TRY	
Performance and Risk			
	6m	1Y	3Y
Perf (%)	-6.00%	-13.18%	-72.16%
Perf (abs.)	-0.05	-0.11	-1.83
Beta	-	-	-
Volatility	8.04	657.75	368.12
Futures and Options			
Related Futures		-	
Related Options		-	



Performance since inception. Performances under 12 month have only little informative value because of the short maturity. Information about previous performance does not guarantee future performance.
Source: Česká spořitelna, a. s.

Price data	
Ø price 5 days Ø volume 5 days (pcs.)	0.7070 TRY (0)
Ø price 30 days Ø volume 30 days (pcs.)	0.7097 TRY (0)
Ø price 100 days Ø volume 100 days (pcs.)	0.7141 TRY (0)
Ø price 250 days Ø volume 250 days (pcs.)	1.1780 TRY (0)
YTD High date	75.7760 TRY (2024/01/02)
YTD Low date	0.6990 TRY (2024/06/07)
52 Weeks High date	75.7760 TRY (2024/01/02)
52 Weeks Low date	0.6990 TRY (2024/06/07)

Recent research

on market		
Date	Headline	Download
2024/07/17	 Ranní restart	
2024/07/16	 Ranní restart: bydlení v ČR, násilí a kabely	
2024/07/15	 Ranní restart: atentát, sjezd a polarizace	
2024/07/15	 Data mix in the week to come	
2024/07/12	 Ranní restart	