


Swiss Franc (CNB)










2024/07/16			
Bid		Ask	
- CZK		- CZK	
1 CHF = 25.9820 CZK 1 CZK = 0.03849 CHF			
Difference		-0.31% (-0.08)	
General attributes			
Exchange rate		CNB rate	
Exchange	Central bank exchange rate fixing		
Security type		Currency	
Market data			
Bid (Bid size)		-	
Ask (Ask size)		-	
Open		25.9820 CHF	
High		25.9820 CHF	
Performance and Risk			
	6m	1Y	3Y
Perf (%)	-1.38%	+5.80%	+10.31%
Perf (abs.)	-0.37	+1.43	+2.44
Beta	-	-	-
Volatility	6.59	7.02	8.26
Futures and Options			
Related Futures		-	
Related Options		-	



Performance since inception. Performances under 12 month have only little informative value because of the short maturity. Information about previous performance does not guarantee future performance.
Source: Česká spořitelna, a. s.

Price data	
Ø price 5 days Ø volume 5 days (pcs.)	26.0277 CHF (0)
Ø price 30 days Ø volume 30 days (pcs.)	25.9903 CHF (0)
Ø price 100 days Ø volume 100 days (pcs.)	25.6689 CHF (0)
Ø price 250 days Ø volume 250 days (pcs.)	25.9554 CHF (0)
YTD High date	26.8260 CHF (2024/02/19)
YTD Low date	24.8840 CHF (2024/05/28)
52 Weeks High date	26.8260 CHF (2024/02/19)
52 Weeks Low date	24.6030 CHF (2023/07/17)

Recent research

on market		
Date	Headline	Download
2024/07/17	 Ranní restart	
2024/07/16	 Ranní restart: bydlení v ČR, násilí a kabely	
2024/07/15	 Ranní restart: atentát, sjezd a polarizace	
2024/07/15	 Data mix in the week to come	
2024/07/12	 Ranní restart	