

# South African Rand (CNB)










<b>2024/05/09</b>	
<b>Bid</b>	<b>Ask</b>
- CZK	- CZK
1 ZAR = 1.2540 CZK 1 CZK = 0.79745 ZAR	
<b>Difference</b>	 <b>-0.08%</b> <b>(-0.00)</b>
<b>General attributes</b>	
<b>Exchange rate</b>	CNB rate
<b>Exchange</b>	Central bank exchange rate fixing
<b>Security type</b>	Currency
<b>Market data</b>	
<b>Bid (Bid size)</b>	-
<b>Ask (Ask size)</b>	-
<b>Open</b>	1.2540 ZAR
<b>High</b>	1.2540 ZAR
<b>Performance and Risk</b>	
	<b>6m</b> <b>1Y</b> <b>3Y</b>
<b>Perf (%)</b>	+1.62%    +8.48%    -16.06%
<b>Perf (abs.)</b>	+0.02     +0.10     -0.24
<b>Beta</b>	-           -           -
<b>Volatility</b>	10.65     11.52     12.03
<b>Futures and Options</b>	
<b>Related Futures</b>	-
<b>Related Options</b>	-



Performance since inception. Performances under 12 month have only little informative value because of the short maturity. Information about previous performance does not guarantee future performance.  
Source: Česká spořitelna, a. s.

<b>Price data</b>	
Ø price 5 days   Ø volume 5 days (pcs.)	1.2563 ZAR (0)
Ø price 30 days   Ø volume 30 days (pcs.)	1.2494 ZAR (0)
Ø price 100 days   Ø volume 100 days (pcs.)	1.2390 ZAR (0)
Ø price 250 days   Ø volume 250 days (pcs.)	1.2222 ZAR (0)
<b>YTD High   date</b>	1.2670 ZAR (2024/04/12)
<b>YTD Low   date</b>	1.1860 ZAR (2024/01/22)
<b>52 Weeks High   date</b>	1.2670 ZAR (2024/04/12)
<b>52 Weeks Low   date</b>	1.1190 ZAR (2023/06/01)

**Recent research**

<b>on market</b>		
Date	Headline	Download
2024/05/10	 EU News Monthly May 2024	
2024/05/10	 CZ Ranní restart	
2024/05/09	 Nečekaně silný růst maloobchodních tržeb	
2024/05/09	 Ranní restart	
2024/05/07	 Inflace ve druhé polovině roku zesílí	