

South African Rand

2020/08/05

Bid **Ask**
 - CZK - CZK

1 ZAR = 1.2760 CZK
 1 CZK = 0.78370 ZAR

Difference ▲ -0.23%
(-0.00)

General attributes

Exchange rate CNB rate
Exchange Central bank exchange rate fixing
Security type Currency

Market data

Bid (Bid size) -
Ask (Ask size) -
Open 1.2760 ZAR
High 1.2760 ZAR

Performance and Risk

	6m	1Y	3Y
Perf (%)	-16.95%	-18.95%	-22.34%
Perf (abs.)	-0.26	-0.30	-0.37
Beta	-	-	-
Volatility	15.22	13.11	12.37

Futures and Options

Related Futures -
Related Options -

since inception



Performance since inception. Performances under 12 month have only little informative value because of the short maturity. Information about previous performance does not guarantee future performance.










Source: Česká spořitelna, a. s.

Price data

Ø price 5 days Ø volume 5 days (pcs.)	1.3024 ZAR (0)
Ø price 30 days Ø volume 30 days (pcs.)	1.3720 ZAR (0)
Ø price 100 days Ø volume 100 days (pcs.)	1.3728 ZAR (0)
Ø price 250 days Ø volume 250 days (pcs.)	1.4703 ZAR (0)
YTD High date	1.6130 ZAR (2020/01/02)
YTD Low date	1.2790 ZAR (2020/08/04)
52 Weeks High date	1.6290 ZAR (2019/12/28)
52 Weeks Low date	1.2790 ZAR (2020/08/04)

Recent research

on market

Date	Headline	Download
2020/08/06	 ČNB ponechala sazby beze změny	
2020/08/06	 CZ Měsíčník EU aktualit, číslo 203, srpen 2020	
2020/08/06	 US dollar weakness and EU package helped CEE FX	
2020/08/06	 Průmyslová produkce nad očekáváním	
2020/08/06	 Ranní restart	