

# ACLARION INC COM USD0.00001(POST SPLIT)

ISIN: **US6551872012** WKN: **655187201**

## Overview












2024/01/03 08:11:28				5Y
<b>Price</b>	3.024 EUR			
<b>Difference</b>		5.88% (0.17)		
<b>General attributes</b>				
ISIN	US6551872012			
Symbol	ACON			
Exchange	Berlin			
Currency	EUR			
Sector	-			
Security type	Stock			
Market cap (m)	2 EUR			
Benchmark	S&P 500			
<b>Market data</b>				
Bid (Bid size)	-			
Ask (Ask size)	-			
Open	3.024 EUR			
High	3.024 EUR			
Low	3.024 EUR			
Close (prev. day)	2.856 EUR			
VWAP	-			
Volume (pcs)	0			
Trading volume	0.00			
Number of trades	3			
Last size	0			
<b>Futures and Options</b>				
Related Futures	-			
Related Options	-			

Chart not available


Information about previous performance does not guarantee future performance.  
Source: FactSet

Recent research			
on market			
Date		Headline	Download
2024/09/11		Global Equity Ratings	
2024/09/05		Global Equity Ratings	
2024/08/12		Global Equity Ratings	
2024/07/24		Global Equity Ratings	
2024/07/12		Global Equity Ratings	

# Details

2024/01/03 08:11:28	
<b>Price</b>	3.024 EUR
<b>Difference</b>	<span style="color: green;">▲</span> 5.88% (0.17)

<b>5Y</b>
-----------



General attributes	
ISIN	US6551872012
Symbol	ACON
Exchange	Berlin
Currency	EUR
Sector	-
Security type	Stock
Market cap (m)	2 EUR
Benchmark	S&P 500

Market data	
Bid (Bid size)	-
Ask (Ask size)	-
Open	3.024 EUR
High	3.024 EUR
Low	3.024 EUR
Close (prev. day)	2.856 EUR
VWAP	-
Volume (pcs)	0
Trading volume	0.00
Number of trades	3
Last size	0

Performance and Risk			
	6m	1Y	3Y
Perf (%)	-	-	-
Perf (abs.)	-	-	-
Beta	-	-	-
Volatility	-	-	-

Information about previous performance does not guarantee future performance.  
 Source: FactSet

Price data	
Ø price 5 days   Ø volume 5 days (pcs.)	- EUR (-)
Ø price 30 days   Ø volume 30 days (pcs.)	- EUR (-)
Ø price 100 days   Ø volume 100 days (pcs.)	- EUR (-)
Ø price 250 days   Ø volume 250 days (pcs.)	- EUR (-)
YTD High   date	0.189 EUR (2024/01/03)
YTD Low   date	0.179 EUR (2024/01/02)
52 Weeks High   date	- EUR (-)
52 Weeks Low   date	- EUR (-)

Arbitrage views						
Exchange	Date	Time	Price	Trading volume (mio.)	Number of trades	
Nasdaq	2024/09/16	21:56	0.186 USD	0.09	699	
Berlin	2024/01/03	08:11	3.024 EUR	0.00	3	

## Company profile

### Company Logo

### Company Profile

#### Contact Details

ACLARION INC.

--

----

Telefon: -

Fax: -

E-mail: -