

# CA IMMOBILIEN ANLAGEN AG FUTURE (CAIG) - EUX/202501

2024/05/16 18:30:33

**Price**  
**30.5646** EUR

**Difference**  **-0.08% (-0.03)**

---

**General attributes**

Symbol	CAIGF25
Exchange	Eurex
Currency	EUR
Security type	Future
Underlying	CA IMMOBILIEN ANLAGEN AG
Maturity	01-2025
Contract size	100

---

**Market data**

Bid (Bid size)	- EUR (-)
Ask (Ask size)	- EUR (-)
Open	30.5646 EUR
High	30.5646 EUR
Low	30.5646 EUR
Close (prev. day)	30.5903 EUR
Underlying	CA IMMOBILIEN ANLAGEN AG
Underlying price (date)	29.80 (24/05/16)
Settlement price (date)	30.56 (24/05/16)
Open Interest	0



Information about previous performance does not guarantee future performance.  
 Source: FactSet

**Performance and Risk**

	6m	1Y	3Y
Perf (%)	-	-	-
Perf (abs.)	-	-	-
Beta	-	-	-
Volatility	-	-	-







**Futures and Options**

Related Futures	-
Related Options	-

**Price data**

Ø price 5 days   Ø volume 5 days (pcs.)	30.6981 EUR (0)
Ø price 30 days   Ø volume 30 days (pcs.)	31.0942 EUR (0)
Ø price 100 days   Ø volume 100 days (pcs.)	31.2403 EUR (0)
Ø price 250 days   Ø volume 250 days (pcs.)	- EUR (-)
YTD High   date	33.0732 EUR (2024/03/27)
YTD Low   date	29.5658 EUR (2024/02/15)
52 Weeks High   date	- EUR (-)
52 Weeks Low   date	- EUR (-)

**Recent Research**

on sector		on market	
Date		Headline	Download
2024/04/26		Global Equity Ratings	
2024/04/03		Global Equity Ratings	
2024/03/13		Global Equity Ratings	
2024/02/22		Global Equity Ratings	
2024/02/14		Global Equity Ratings	