

# TELUS CORP. FUTURE (TUFF) - EUX/202501

2024/07/26 18:36:01

Price  
**16.2453** USD

Difference  -0.25% (-0.04)

### General attributes

Symbol	TUFFF25
Exchange	Eurex
Currency	USD
Security type	Future
Underlying	TELUS CORP
Maturity	01-2025
Contract size	100

### Market data

Bid (Bid size)	- USD (-)
Ask (Ask size)	- USD (-)
Open	16.2453 USD
High	16.2453 USD
Low	16.2453 USD
Close (prev. day)	16.2867 USD
Underlying	TELUS CORP
Underlying price (date)	21.95 (24/07/26)
Settlement price (date)	16.25 (24/07/26)
Open Interest	0

### Performance and Risk

	6m	1Y	3Y
Perf (%)	-11.90%	-	-
Perf (abs.)	-2.19	-	-
Beta	-	-	-
Volatility	19.56	-	-

### Futures and Options

Related Futures	-
Related Options	-

5Y












Information about previous performance does not guarantee future performance.  
Source: FactSet

### Price data

Ø price 5 days   Ø volume 5 days (pcs.)	16.2576 USD (0)
Ø price 30 days   Ø volume 30 days (pcs.)	15.9689 USD (0)
Ø price 100 days   Ø volume 100 days (pcs.)	16.4593 USD (0)
Ø price 250 days   Ø volume 250 days (pcs.)	- USD (-)
YTD High   date	18.6922 USD (2024/01/24)
YTD Low   date	15.1480 USD (2024/07/02)
52 Weeks High   date	- USD (-)
52 Weeks Low   date	- USD (-)

### Recent Research

on sector			
Date		Headline	Download
2024/07/24		Global Equity Ratings	
2024/07/12		Global Equity Ratings	
2024/06/21		Global Equity Ratings	
2024/06/14		Global Equity Ratings	
2024/05/29		Global Equity Ratings	