

UCB S.A. FUTURE (TUNC) - EUX/202503

2024/07/16 19:01:49

Price
144.6907 EURDifference  -0.83% (-1.20)

General attributes

Symbol	TUNCH25
Exchange	Eurex
Currency	EUR
Security type	Future
Underlying	UCB S.A.
Maturity	03-2025
Contract size	100

Market data

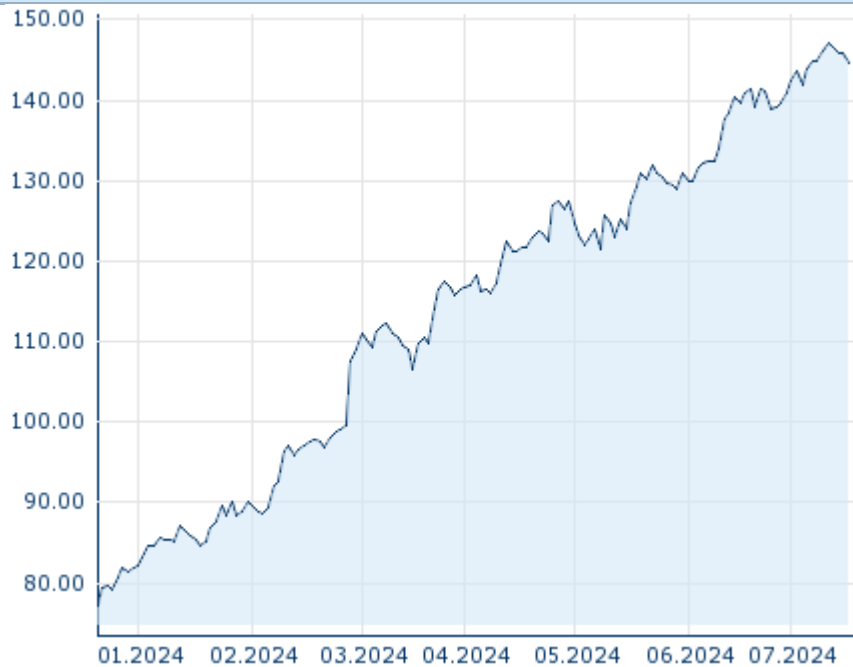
Bid (Bid size)	- EUR (-)
Ask (Ask size)	- EUR (-)
Open	144.6907 EUR
High	144.6907 EUR
Low	144.6907 EUR
Close (prev. day)	145.8955 EUR
Underlying	UCB S.A.
Underlying price (date)	142.30 (24/07/17)
Settlement price (date)	144.69 (24/07/16)
Open Interest	0

Performance and Risk

	6m	1Y	3Y
Perf (%)	+68.51%	-	-
Perf (abs.)	+58.83	-	-
Beta	-	-	-
Volatility	22.70	-	-

Futures and Options

Related Futures	-
Related Options	-











Information about previous performance does not guarantee future performance.
Source: FactSet

Price data

Ø price 5 days Ø volume 5 days (pcs.)	146.0494 EUR (0)
Ø price 30 days Ø volume 30 days (pcs.)	140.6338 EUR (0)
Ø price 100 days Ø volume 100 days (pcs.)	125.7015 EUR (0)
Ø price 250 days Ø volume 250 days (pcs.)	- EUR (-)
YTD High date	147.0841 EUR (2024/07/10)
YTD Low date	82.1051 EUR (2024/01/02)
52 Weeks High date	- EUR (-)
52 Weeks Low date	- EUR (-)

Recent Research

on sector		on market	
Date		Headline	Download
2024/07/12		Global Equity Ratings	
2024/06/21		Global Equity Ratings	
2024/06/14		Global Equity Ratings	
2024/05/29		Global Equity Ratings	
2024/04/26		Global Equity Ratings	