

NVIDIA CORP. FUTURE (NVDF) - EUX/202501

2024/07/26 18:35:38

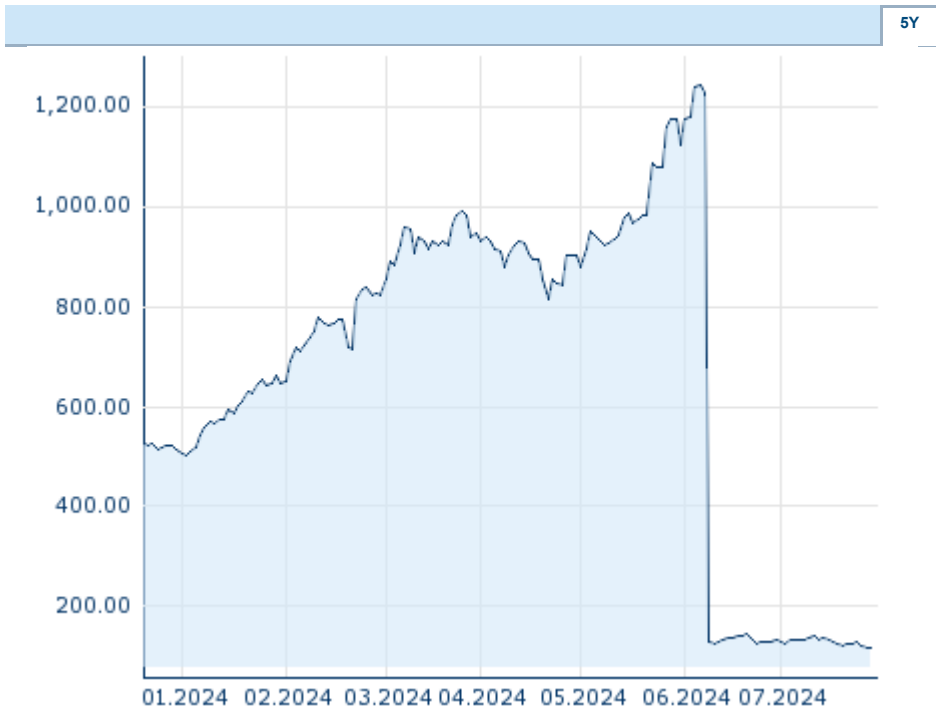
Price
116.1466 USD
 Difference  -0.08% (-0.10)

General attributes	
Symbol	NVDF25
Exchange	Eurex
Currency	USD
Security type	Future
Underlying	NVIDIA CORP.
Maturity	01-2025
Contract size	100

Market data	
Bid (Bid size)	- USD (-)
Ask (Ask size)	- USD (-)
Open	116.1466 USD
High	116.1466 USD
Low	116.1466 USD
Close (prev. day)	116.2419 USD
Underlying	NVIDIA CORP.
Underlying price (date)	113.06 (24/07/26)
Settlement price (date)	116.15 (24/07/26)
Open Interest	0

Performance and Risk			
	6m	1Y	3Y
Perf (%)	-81.94%	-	-
Perf (abs.)	-527.13	-	-
Beta	-	-	-
Volatility	329.01	-	-




Futures and Options	
Related Futures	-
Related Options	-



Information about previous performance does not guarantee future performance.
 Source: FactSet

Price data	
Ø price 5 days Ø volume 5 days (pcs.)	120.8395 USD (0)
Ø price 30 days Ø volume 30 days (pcs.)	129.1613 USD (0)
Ø price 100 days Ø volume 100 days (pcs.)	676.4950 USD (0)
Ø price 250 days Ø volume 250 days (pcs.)	- USD (-)
YTD High date	1,246.0061 USD (2024/06/06)
YTD Low date	116.1466 USD (2024/07/26)
52 Weeks High date	- USD (-)
52 Weeks Low date	- USD (-)

Recent Research

on underlying	on sector	on market	
Date		Headline	Download
2024/07/24		Global Equity Ratings	
2024/07/12		Global Equity Ratings	
2024/06/21		Global Equity Ratings	
2024/06/14		Global Equity Ratings	
2024/05/29		Global Equity Ratings	