

# SANOFI S.A. FUTURE (SNWG) - EUX/202501

2024/09/17 18:46:15

**Price**  
**104.2021** EUR

**Difference**  **-0.42% (-0.44)**

### General attributes

|               |             |
|---------------|-------------|
| Symbol        | SNWGF25     |
| Exchange      | Eurex       |
| Currency      | EUR         |
| Security type | Future      |
| Underlying    | SANOFI S.A. |
| Maturity      | 01-2025     |
| Contract size | 100         |

### Market data

|                         |                   |
|-------------------------|-------------------|
| Bid (Bid size)          | - EUR (-)         |
| Ask (Ask size)          | - EUR (-)         |
| Open                    | 104.2021 EUR      |
| High                    | 104.2021 EUR      |
| Low                     | 104.2021 EUR      |
| Close (prev. day)       | 104.6377 EUR      |
| Underlying              | SANOFI S.A.       |
| Underlying price (date) | 102.98 (24/09/18) |
| Settlement price (date) | 104.20 (24/09/17) |
| Open Interest           | 0                 |

### Performance and Risk

|             | 6m      | 1Y | 3Y |
|-------------|---------|----|----|
| Perf (%)    | +18.90% | -  | -  |
| Perf (abs.) | +16.56  | -  | -  |
| Beta        | -       | -  | -  |
| Volatility  | 19.27   | -  | -  |

### Futures and Options

|                 |   |
|-----------------|---|
| Related Futures | - |
| Related Options | - |













Information about previous performance does not guarantee future performance.  
Source: FactSet

### Price data

|   |                           |
|---|---------------------------|
| Ø price 5 days   Ø volume 5 days (pcs.)     | 104.7374 EUR (0)          |
| Ø price 30 days   Ø volume 30 days (pcs.)   | 102.3675 EUR (0)          |
| Ø price 100 days   Ø volume 100 days (pcs.) | 95.8653 EUR (0)           |
| Ø price 250 days   Ø volume 250 days (pcs.) | - EUR (-)                 |
| YTD High   date                             | 107.1824 EUR (2024/09/09) |
| YTD Low   date                              | 84.3229 EUR (2024/04/18)  |
| 52 Weeks High   date                        | - EUR (-)                 |
| 52 Weeks Low   date                         | - EUR (-)                 |

### Recent Research

| on underlying | on sector   | on market             |   |
|---------------|---|-----------------------|---|
| Date          |   | Headline              | Download  |
| 2024/09/11    |  | Global Equity Ratings |  |
| 2024/09/05    |  | Global Equity Ratings |  |
| 2024/08/12    |  | Global Equity Ratings |  |
| 2024/07/24    |  | Global Equity Ratings |  |
| 2024/07/12    |  | Global Equity Ratings |  |