

## SIEMENS ENERGY AG FUTURE (ENRF) - EUX/202501

2024/10/18 19:07:09

Price  
**36.7493** EURDifference  0.10% (0.04)

## General attributes

Symbol	ENRFF25
Exchange	Eurex
Currency	EUR
Security type	Future
Underlying	SIEMENS ENERGY AG
Maturity	01-2025
Contract size	100

## Market data

Bid (Bid size)	- EUR (-)
Ask (Ask size)	- EUR (-)
Open	36.7493 EUR
High	36.7493 EUR
Low	36.7493 EUR
Close (prev. day)	36.7126 EUR
Underlying	SIEMENS ENERGY AG
Underlying price (date)	36.52 (24/10/18)
Settlement price (date)	36.75 (24/10/18)
Open Interest	0

## Performance and Risk

	6m	1Y	3Y
Perf (%)	+100.12%	-	-
Perf (abs.)	+18.39	-	-
Beta	-	-	-
Volatility	45.02	-	-

## Futures and Options

Related Futures	-
Related Options	-

5Y












Information about previous performance does not guarantee future performance.  
Source: FactSet

## Price data

Ø price 5 days   Ø volume 5 days (pcs.)	35.9895 EUR (0)
Ø price 30 days   Ø volume 30 days (pcs.)	32.8987 EUR (0)
Ø price 100 days   Ø volume 100 days (pcs.)	27.7430 EUR (0)
Ø price 250 days   Ø volume 250 days (pcs.)	- EUR (-)
YTD High   date	36.7493 EUR (2024/10/18)
YTD Low   date	11.5333 EUR (2024/01/03)
52 Weeks High   date	- EUR (-)
52 Weeks Low   date	- EUR (-)

## Recent Research

on sector		on market	
Date		Headline	Download
2024/09/27		Global Equity Ratings	
2024/09/11		Global Equity Ratings	
2024/09/05		Global Equity Ratings	
2024/08/12		Global Equity Ratings	
2024/07/24		Global Equity Ratings	