

SIEMENS ENERGY AG FUTURE (ENRF) - EUX/202501

2024/09/18 18:40:36

Price
31.5816 EURDifference  2.76% (0.85)

General attributes

Symbol	ENRFF25
Exchange	Eurex
Currency	EUR
Security type	Future
Underlying	SIEMENS ENERGY AG
Maturity	01-2025
Contract size	100

Market data

Bid (Bid size)	- EUR (-)
Ask (Ask size)	- EUR (-)
Open	31.5816 EUR
High	31.5816 EUR
Low	31.5816 EUR
Close (prev. day)	30.7341 EUR
Underlying	SIEMENS ENERGY AG
Underlying price (date)	31.19 (24/09/18)
Settlement price (date)	31.58 (24/09/18)
Open Interest	0

Performance and Risk

	6m	1Y	3Y
Perf (%)	+106.53%	-	-
Perf (abs.)	+15.85	-	-
Beta	-	-	-
Volatility	45.91	-	-

Futures and Options

Related Futures	-
Related Options	-











Information about previous performance does not guarantee future performance.
Source: FactSet

Price data

Ø price 5 days Ø volume 5 days (pcs.)	28.5148 EUR (0)
Ø price 30 days Ø volume 30 days (pcs.)	25.9662 EUR (0)
Ø price 100 days Ø volume 100 days (pcs.)	25.3873 EUR (0)
Ø price 250 days Ø volume 250 days (pcs.)	- EUR (-)
YTD High date	30.7341 EUR (2024/09/17)
YTD Low date	11.5333 EUR (2024/01/03)
52 Weeks High date	- EUR (-)
52 Weeks Low date	- EUR (-)

Recent Research

on sector		on market	
Date		Headline	Download
2024/09/11		Global Equity Ratings	
2024/09/05		Global Equity Ratings	
2024/08/12		Global Equity Ratings	
2024/07/24		Global Equity Ratings	
2024/07/12		Global Equity Ratings	