

## SIEMENS ENERGY AG FUTURE (ENRF) - EUX/202501

2024/05/03 18:32:49

Price  
**20.3161** EURDifference  2.71% (0.54)

## General attributes

Symbol	ENRFF25
Exchange	Eurex
Currency	EUR
Security type	Future
Underlying	SIEMENS ENERGY AG
Maturity	01-2025
Contract size	100

## Market data

Bid (Bid size)	- EUR (-)
Ask (Ask size)	- EUR (-)
Open	20.3161 EUR
High	20.3161 EUR
Low	20.3161 EUR
Close (prev. day)	19.7803 EUR
Underlying	SIEMENS ENERGY AG
Underlying price (date)	19.78 (24/05/03)
Settlement price (date)	20.32 (24/05/03)
Open Interest	0

## Performance and Risk

	6m	1Y	3Y
Perf (%)	-	-	-
Perf (abs.)	-	-	-
Beta	-	-	-
Volatility	-	-	-

## Futures and Options

Related Futures	-
Related Options	-










Information about previous performance does not guarantee future performance.  
Source: FactSet

## Price data

Ø price 5 days   Ø volume 5 days (pcs.)	19.3894 EUR (0)
Ø price 30 days   Ø volume 30 days (pcs.)	17.9989 EUR (0)
Ø price 100 days   Ø volume 100 days (pcs.)	- EUR (-)
Ø price 250 days   Ø volume 250 days (pcs.)	- EUR (-)
YTD High   date	19.8307 EUR (2024/04/30)
YTD Low   date	11.5333 EUR (2024/01/03)
52 Weeks High   date	- EUR (-)
52 Weeks Low   date	- EUR (-)

## Recent Research

on sector		on market	
Date		Headline	Download
2024/04/26		Global Equity Ratings	
2024/04/03		Global Equity Ratings	
2024/03/13		Global Equity Ratings	
2024/02/22		Global Equity Ratings	
2024/02/14		Global Equity Ratings	