

## (TAZN) - EUX/202512

2024/09/02 18:51:04

Price  
**13,150.2738** GBP

Difference  -0.01% (-0.76)

## General attributes

Symbol	TAZNZ25
Exchange	Eurex
Currency	GBP
Security type	Future
Underlying	ASTRAZENECA PLC
Maturity	12-2025
Contract size	100

## Market data

Bid (Bid size)	- GBP (-)
Ask (Ask size)	- GBP (-)
Open	13,150.2738 GBP
High	13,150.2738 GBP
Low	13,150.2738 GBP
Close (prev. day)	13,151.034 GBP
Underlying	ASTRAZENECA PLC
Underlying price (date)	13,224.00 (24/09/03)
Settlement price (date)	13,150.27 (24/09/02)
Open Interest	0

## Performance and Risk

	6m	1Y	3Y
Perf (%)	+28.80%	-	-
Perf (abs.)	+2,940.18	-	-
Beta	-	-	-
Volatility	17.19	-	-

## Futures and Options

Related Futures	-
Related Options	-

13,000.00

12,000.00

11,000.00

10,000.00

01.2024

03.2024

05.2024

07.2024











09.2024

Information about previous performance does not guarantee future performance.  
 Source: FactSet

## Price data

Ø price 5 days   Ø volume 5 days (pcs.)	13,116.7052 GBP (0)
Ø price 30 days   Ø volume 30 days (pcs.)	12,642.0882 GBP (0)
Ø price 100 days   Ø volume 100 days (pcs.)	12,246.6970 GBP (0)
Ø price 250 days   Ø volume 250 days (pcs.)	- GBP (-)
YTD High   date	13,152.0705 GBP (2024/08/29)
YTD Low   date	9,497.0097 GBP (2024/02/12)
52 Weeks High   date	- GBP (-)
52 Weeks Low   date	- GBP (-)

## Recent Research

on sector			
Date		Headline	Download
2024/08/12		Global Equity Ratings	
2024/07/24		Global Equity Ratings	
2024/07/12		Global Equity Ratings	
2024/06/21		Global Equity Ratings	
2024/06/14		Global Equity Ratings	

5Y