

WIENERBERGER AG FUTURE (TWIE) - EUX/202503

2024/08/01 19:07:23

Price
32.3975 EUR

Difference  **-2.08% (-0.69)**

General attributes

Symbol	TWIEH25
Exchange	Eurex
Currency	EUR
Security type	Future
Underlying	WIENERBERGER AG
Maturity	03-2025
Contract size	100

Market data

Bid (Bid size)	- EUR (-)
Ask (Ask size)	- EUR (-)
Open	32.3975 EUR
High	32.3975 EUR
Low	32.3975 EUR
Close (prev. day)	33.0871 EUR
Underlying	WIENERBERGER AG
Underlying price (date)	32.08 (24/08/01)
Settlement price (date)	32.40 (24/08/01)
Open Interest	0

Performance and Risk

	6m	1Y	3Y
Perf (%)	+4.59%	-	-
Perf (abs.)	+1.45	-	-
Beta	-	-	-
Volatility	18.16	-	-

Futures and Options

Related Futures	-
Related Options	-

5Y










Information about previous performance does not guarantee future performance.
Source: FactSet

Price data

Ø price 5 days Ø volume 5 days (pcs.)	32.9251 EUR (0)
Ø price 30 days Ø volume 30 days (pcs.)	32.6077 EUR (0)
Ø price 100 days Ø volume 100 days (pcs.)	33.6128 EUR (0)
Ø price 250 days Ø volume 250 days (pcs.)	- EUR (-)
YTD High date	36.1330 EUR (2024/05/15)
YTD Low date	28.1972 EUR (2024/01/17)
52 Weeks High date	- EUR (-)
52 Weeks Low date	- EUR (-)

Recent Research

on sector		on market	
Date		Headline	Download
2024/07/24		Global Equity Ratings	
2024/07/12		Global Equity Ratings	
2024/06/21		Global Equity Ratings	
2024/06/14		Global Equity Ratings	
2024/05/29		Global Equity Ratings	