


(TVOD) - EUX/202512

2024/05/10 18:40:47		
Price	71.8311 GBP	
Difference		1.90% (1.34)

General attributes	
Symbol	TVODZ25
Exchange	Eurex
Currency	GBP
Security type	Future
Underlying	VODAFONE GROUP PLC
Maturity	12-2025
Contract size	100

Market data	
Bid (Bid size)	- GBP (-)
Ask (Ask size)	- GBP (-)
Open	71.8311 GBP
High	71.8311 GBP
Low	71.8311 GBP
Close (prev. day)	70.4927 GBP
Underlying	VODAFONE GROUP PLC
Underlying price (date)	69.98 (24/05/13)
Settlement price (date)	71.83 (24/05/10)
Open Interest	0

Performance and Risk			
	6m	1Y	3Y
Perf (%)	-	-	-
Perf (abs.)	-	-	-
Beta	-	-	-
Volatility	-	-	-









Futures and Options	
Related Futures	-
Related Options	-



Information about previous performance does not guarantee future performance.
Source: FactSet

Price data	
Ø price 5 days Ø volume 5 days (pcs.)	70.7265 GBP (0)
Ø price 30 days Ø volume 30 days (pcs.)	71.0654 GBP (0)
Ø price 100 days Ø volume 100 days (pcs.)	- GBP (-)
Ø price 250 days Ø volume 250 days (pcs.)	- GBP (-)
YTD High date	74.3613 GBP (2024/01/26)
YTD Low date	66.4025 GBP (2024/02/09)
52 Weeks High date	- GBP (-)
52 Weeks Low date	- GBP (-)

Recent Research

on underlying		on sector	
Date		Headline	Download
2022/12/19		Global Equity Ratings	
2022/11/28		Global Equity Ratings	
2022/11/18		Global Equity Ratings	
2022/10/31		Global Equity Ratings	
2022/10/05		Global Equity Ratings	