

# ESSILORLUX. SA STOCK TRACKING FUTURE (1EFX) - EUX/202501

2024/09/18 19:02:51

**Price**  
**207.3711** EUR

**Difference**  **-0.35% (-0.73)**

### General attributes

Symbol	1EFXF25
Exchange	Eurex
Currency	EUR
Security type	Future
Underlying	ESSILORLUXOTTICA
Maturity	01-2025
Contract size	100

### Market data

Bid (Bid size)	- EUR (-)
Ask (Ask size)	- EUR (-)
Open	207.3711 EUR
High	207.3711 EUR
Low	207.3711 EUR
Close (prev. day)	208.1004 EUR
Underlying	ESSILORLUXOTTICA
Underlying price (date)	204.80 (24/09/18)
Settlement price (date)	207.37 (24/09/18)
Open Interest	0

### Performance and Risk

	6m	1Y	3Y
Perf (%)	-3.85%	-	-
Perf (abs.)	-8.34	-	-
Beta	-	-	-
Volatility	20.49	-	-

### Futures and Options

Related Futures	-
Related Options	-











Information about previous performance does not guarantee future performance.  
Source: FactSet

### Price data

Ø price 5 days   Ø volume 5 days (pcs.)	210.7998 EUR (0)
Ø price 30 days   Ø volume 30 days (pcs.)	214.3517 EUR (0)
Ø price 100 days   Ø volume 100 days (pcs.)	210.5291 EUR (0)
Ø price 250 days   Ø volume 250 days (pcs.)	- EUR (-)
YTD High   date	218.5448 EUR (2024/08/29)
YTD Low   date	182.1753 EUR (2024/01/17)
52 Weeks High   date	- EUR (-)
52 Weeks Low   date	- EUR (-)

### Recent Research

on sector		on market	
Date		Headline	Download
2024/09/11		Global Equity Ratings	
2024/09/05		Global Equity Ratings	
2024/08/12		Global Equity Ratings	
2024/07/24		Global Equity Ratings	
2024/07/12		Global Equity Ratings	