

## VOLKSWAGEN AG FUTURE (TVO3) - EUX/202512

2024/07/05 19:26:44

Price  
**145.9159** EURDifference  -0.48% (-0.71)

## General attributes

|               |                  |
|---------------|------------------|
| Symbol        | TVO3Z25          |
| Exchange      | Eurex            |
| Currency      | EUR              |
| Security type | Future           |
| Underlying    | VOLKSWAGEN AG VZ |
| Maturity      | 12-2025          |
| Contract size | 100              |

## Market data

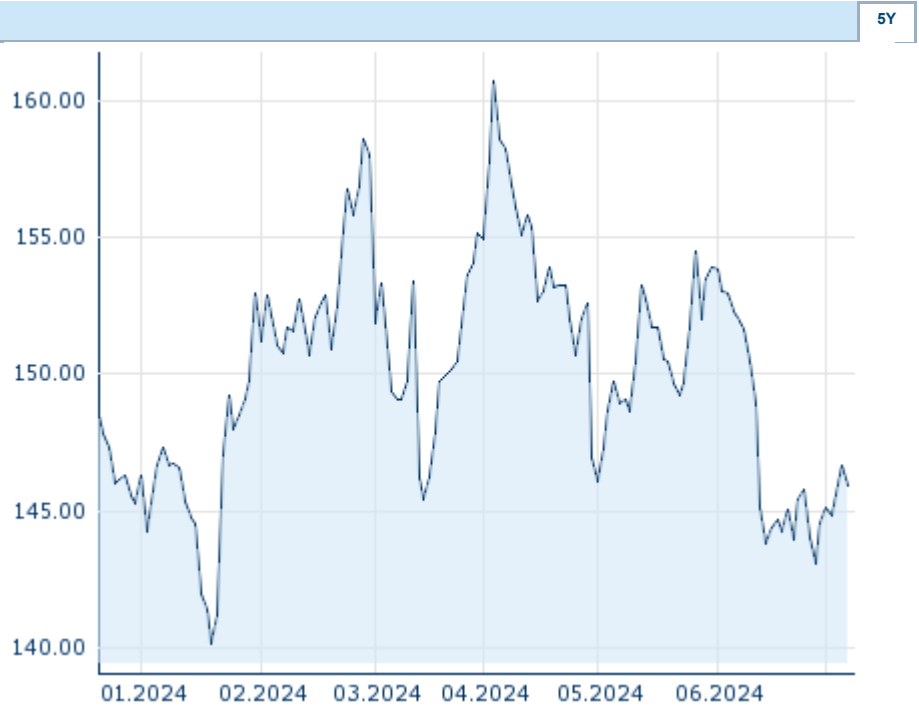
|                         |                   |
|-------------------------|-------------------|
| Bid (Bid size)          | - EUR (-)         |
| Ask (Ask size)          | - EUR (-)         |
| Open                    | 145.9159 EUR      |
| High                    | 145.9159 EUR      |
| Low                     | 145.9159 EUR      |
| Close (prev. day)       | 146.625 EUR       |
| Underlying              | VOLKSWAGEN AG VZ  |
| Underlying price (date) | 107.15 (24/07/08) |
| Settlement price (date) | 145.92 (24/07/05) |
| Open Interest           | 0                 |

## Performance and Risk

|             | 6m     | 1Y | 3Y |
|-------------|--------|----|----|
| Perf (%)    | -0.50% | -  | -  |
| Perf (abs.) | -0.73  | -  | -  |
| Beta        | -      | -  | -  |
| Volatility  | 18.42  | -  | -  |

## Futures and Options

|                 |   |
|-----------------|---|
| Related Futures | - |
| Related Options | - |













Information about previous performance does not guarantee future performance.  
Source: FactSet

## Price data

|   |                           |
|---|---------------------------|
| Ø price 5 days   Ø volume 5 days (pcs.)     | 145.6080 EUR (0)          |
| Ø price 30 days   Ø volume 30 days (pcs.)   | 148.0769 EUR (0)          |
| Ø price 100 days   Ø volume 100 days (pcs.) | 150.9313 EUR (0)          |
| Ø price 250 days   Ø volume 250 days (pcs.) | - EUR (-)                 |
| YTD High   date                             | 160.7000 EUR (2024/04/04) |
| YTD Low   date                              | 140.1373 EUR (2024/01/19) |
| 52 Weeks High   date                        | - EUR (-)                 |
| 52 Weeks Low   date                         | - EUR (-)                 |

## Recent Research

| on underlying | on sector   | on market |                       |   |
|---------------|---|-----------|-----------------------|---|
| Date          |   |           | Headline              | Download  |
| 2024/06/21    |  |           | Global Equity Ratings |  |
| 2024/06/14    |  |           | Global Equity Ratings |  |
| 2024/05/29    |  |           | Global Equity Ratings |  |
| 2024/04/26    |  |           | Global Equity Ratings |  |
| 2024/04/03    |  |           | Global Equity Ratings |  |