

## ALSTOM S.A. FUTURE (AOMJ) - EUX/202501

2024/07/26 18:34:51

Price  
**18.1864** EURDifference  2.15% (0.38)

## General attributes

|               |           |
|---------------|-----------|
| Symbol        | AOMJF25   |
| Exchange      | Eurex     |
| Currency      | EUR       |
| Security type | Future    |
| Underlying    | ALSTOM SA |
| Maturity      | 01-2025   |
| Contract size | 106       |

## Market data

|                         |                  |
|-------------------------|------------------|
| Bid (Bid size)          | - EUR (-)        |
| Ask (Ask size)          | - EUR (-)        |
| Open                    | 18.1864 EUR      |
| High                    | 18.1864 EUR      |
| Low                     | 18.1864 EUR      |
| Close (prev. day)       | 17.8035 EUR      |
| Underlying              | ALSTOM SA        |
| Underlying price (date) | 18.00 (24/07/26) |
| Settlement price (date) | 18.19 (24/07/26) |
| Open Interest           | 0                |

## Performance and Risk

|             | 6m      | 1Y | 3Y |
|-------------|---------|----|----|
| Perf (%)    | +50.20% | -  | -  |
| Perf (abs.) | +6.08   | -  | -  |
| Beta        | -       | -  | -  |
| Volatility  | 39.43   | -  | -  |

## Futures and Options

|                 |   |
|-----------------|---|
| Related Futures | - |
| Related Options | - |

5Y













Information about previous performance does not guarantee future performance.  
Source: FactSet

## Price data

|   |                          |
|---|--------------------------|
| Ø price 5 days   Ø volume 5 days (pcs.)     | 18.2037 EUR (0)          |
| Ø price 30 days   Ø volume 30 days (pcs.)   | 16.9065 EUR (0)          |
| Ø price 100 days   Ø volume 100 days (pcs.) | 16.1480 EUR (0)          |
| Ø price 250 days   Ø volume 250 days (pcs.) | - EUR (-)                |
| YTD High   date                             | 19.9789 EUR (2024/05/27) |
| YTD Low   date                              | 11.3671 EUR (2024/01/19) |
| 52 Weeks High   date                        | - EUR (-)                |
| 52 Weeks Low   date                         | - EUR (-)                |

## Recent Research

| on underlying | on sector   | on market             |   |
|---------------|---|-----------------------|---|
| Date          |   | Headline              | Download  |
| 2022/05/04    |  | Global Equity Ratings |  |
| 2022/04/27    |  | Global Equity Ratings |  |
| 2022/04/14    |  | Global Equity Ratings |  |
| 2022/03/29    |  | Global Equity Ratings |  |
| 2022/03/10    |  | Global Equity Ratings |  |