

(TRKT) - EUX/202503

2024/08/07 18:56:47

Price
4,312.4667 GBPDifference  2.02% (85.44)

General attributes

| | |
|---------------|-----------------------------|
| Symbol | TRKTH25 |
| Exchange | Eurex |
| Currency | GBP |
| Security type | Future |
| Underlying | RECKITT BENCKISER GROUP PLC |
| Maturity | 03-2025 |
| Contract size | 100 |

Market data

| | |
|-------------------------|-----------------------------|
| Bid (Bid size) | - GBP (-) |
| Ask (Ask size) | - GBP (-) |
| Open | 4,312.4667 GBP |
| High | 4,312.4667 GBP |
| Low | 4,312.4667 GBP |
| Close (prev. day) | 4,227.0219 GBP |
| Underlying | RECKITT BENCKISER GROUP PLC |
| Underlying price (date) | 4,223.00 (24/08/07) |
| Settlement price (date) | 4,312.47 (24/08/07) |
| Open Interest | 0 |

Performance and Risk

| | 6m | 1Y | 3Y |
|-------------|-----------|----|----|
| Perf (%) | -27.33% | - | - |
| Perf (abs.) | -1,590.01 | - | - |
| Beta | - | - | - |
| Volatility | 38.88 | - | - |

Futures and Options

| | |
|-----------------|---|
| Related Futures | - |
| Related Options | - |

5Y













Information about previous performance does not guarantee future performance.
Source: FactSet

Price data

| | |
|---|-----------------------------|
| Ø price 5 days Ø volume 5 days (pcs.) | 4,217.7641 GBP (0) |
| Ø price 30 days Ø volume 30 days (pcs.) | 4,323.8023 GBP (0) |
| Ø price 100 days Ø volume 100 days (pcs.) | 4,406.4932 GBP (0) |
| Ø price 250 days Ø volume 250 days (pcs.) | - GBP (-) |
| YTD High date | 5,843.0027 GBP (2024/02/27) |
| YTD Low date | 4,107.8633 GBP (2024/07/29) |
| 52 Weeks High date | - GBP (-) |
| 52 Weeks Low date | - GBP (-) |

Recent Research

| on underlying | | on sector | |
|---------------|---|-----------------------|---|
| Date | | Headline | Download |
| 2022/05/04 |  | Global Equity Ratings |  |
| 2022/04/27 |  | Global Equity Ratings |  |
| 2022/04/14 |  | Global Equity Ratings |  |
| 2022/03/29 |  | Global Equity Ratings |  |
| 2022/03/10 |  | Global Equity Ratings |  |