

YPSOMED HOLDING AG FUTURE (YPSF) - EUX/202501

2024/08/16 19:02:16

Price
412.7302 CHF

Difference  0.36% (1.50)

General attributes

| | |
|---------------|--------------------|
| Symbol | YPSFF25 |
| Exchange | Eurex |
| Currency | CHF |
| Security type | Future |
| Underlying | YPSOMED HOLDING AG |
| Maturity | 01-2025 |
| Contract size | 100 |

Market data

| | |
|-------------------------|--------------------|
| Bid (Bid size) | - CHF (-) |
| Ask (Ask size) | - CHF (-) |
| Open | 412.7302 CHF |
| High | 412.7302 CHF |
| Low | 412.7302 CHF |
| Close (prev. day) | 411.233 CHF |
| Underlying | YPSOMED HOLDING AG |
| Underlying price (date) | 411.00 (24/08/16) |
| Settlement price (date) | 412.73 (24/08/16) |
| Open Interest | 0 |

Performance and Risk

| | 6m | 1Y | 3Y |
|-------------|---------|----|----|
| Perf (%) | +18.74% | - | - |
| Perf (abs.) | +65.14 | - | - |
| Beta | - | - | - |
| Volatility | 33.79 | - | - |

Futures and Options

| | |
|-----------------|---|
| Related Futures | - |
| Related Options | - |

5Y













Information about previous performance does not guarantee future performance.
Source: FactSet

Price data

| | |
|---|---------------------------|
| Ø price 5 days Ø volume 5 days (pcs.) | 406.9997 CHF (0) |
| Ø price 30 days Ø volume 30 days (pcs.) | 406.9080 CHF (0) |
| Ø price 100 days Ø volume 100 days (pcs.) | 384.7264 CHF (0) |
| Ø price 250 days Ø volume 250 days (pcs.) | - CHF (-) |
| YTD High date | 432.0838 CHF (2024/07/11) |
| YTD Low date | 295.3925 CHF (2024/01/17) |
| 52 Weeks High date | - CHF (-) |
| 52 Weeks Low date | - CHF (-) |

Recent Research

| on sector | on market | | |
|------------|---|-----------------------|---|
| Date | | Headline | Download |
| 2024/08/12 |  | Global Equity Ratings |  |
| 2024/07/24 |  | Global Equity Ratings |  |
| 2024/07/12 |  | Global Equity Ratings |  |
| 2024/06/21 |  | Global Equity Ratings |  |
| 2024/06/14 |  | Global Equity Ratings |  |