

YPSOMED HOLDING AG FUTURE (YPSF) - EUX/202501

2024/08/16 19:02:16

Price
412.7302 CHF

Difference  0.36% (1.50)

General attributes

Symbol	YPSFF25
Exchange	Eurex
Currency	CHF
Security type	Future
Underlying	YPSOMED HOLDING AG
Maturity	01-2025
Contract size	100

Market data

Bid (Bid size)	- CHF (-)
Ask (Ask size)	- CHF (-)
Open	412.7302 CHF
High	412.7302 CHF
Low	412.7302 CHF
Close (prev. day)	411.233 CHF
Underlying	YPSOMED HOLDING AG
Underlying price (date)	411.00 (24/08/16)
Settlement price (date)	412.73 (24/08/16)
Open Interest	0

Performance and Risk

	6m	1Y	3Y
Perf (%)	+18.74%	-	-
Perf (abs.)	+65.14	-	-
Beta	-	-	-
Volatility	33.79	-	-

Futures and Options

Related Futures	-
Related Options	-

5Y












Information about previous performance does not guarantee future performance.
Source: FactSet

Price data

Ø price 5 days Ø volume 5 days (pcs.)	406.9997 CHF (0)
Ø price 30 days Ø volume 30 days (pcs.)	406.9080 CHF (0)
Ø price 100 days Ø volume 100 days (pcs.)	384.7264 CHF (0)
Ø price 250 days Ø volume 250 days (pcs.)	- CHF (-)
YTD High date	432.0838 CHF (2024/07/11)
YTD Low date	295.3925 CHF (2024/01/17)
52 Weeks High date	- CHF (-)
52 Weeks Low date	- CHF (-)

Recent Research

on sector	on market	Date	Headline	Download
		2024/08/12	 Global Equity Ratings	
		2024/07/24	 Global Equity Ratings	
		2024/07/12	 Global Equity Ratings	
		2024/06/21	 Global Equity Ratings	
		2024/06/14	 Global Equity Ratings	