

SIEMENS AG FUTURE (SIEH) - EUX/202501

2024/09/17 18:46:14

Price
168.4651 EURDifference  2.11% (3.49)

General attributes

Symbol	SIEHF25
Exchange	Eurex
Currency	EUR
Security type	Future
Underlying	SIEMENS AG
Maturity	01-2025
Contract size	100

Market data

Bid (Bid size)	- EUR (-)
Ask (Ask size)	- EUR (-)
Open	168.4651 EUR
High	168.4651 EUR
Low	168.4651 EUR
Close (prev. day)	164.9776 EUR
Underlying	SIEMENS AG
Underlying price (date)	165.38 (24/09/18)
Settlement price (date)	168.47 (24/09/17)
Open Interest	0

Performance and Risk

	6m	1Y	3Y
Perf (%)	-11.74%	-	-
Perf (abs.)	-22.41	-	-
Beta	-	-	-
Volatility	25.95	-	-

Futures and Options

Related Futures	-
Related Options	-

5Y












Information about previous performance does not guarantee future performance.
Source: FactSet

Price data

Ø price 5 days Ø volume 5 days (pcs.)	166.0787 EUR (0)
Ø price 30 days Ø volume 30 days (pcs.)	166.3598 EUR (0)
Ø price 100 days Ø volume 100 days (pcs.)	174.7275 EUR (0)
Ø price 250 days Ø volume 250 days (pcs.)	- EUR (-)
YTD High date	193.3583 EUR (2024/05/10)
YTD Low date	156.6009 EUR (2024/08/06)
52 Weeks High date	- EUR (-)
52 Weeks Low date	- EUR (-)

Recent Research

on underlying	on sector	on market		
Date			Headline	Download
2024/09/11			Global Equity Ratings	
2024/09/05			Global Equity Ratings	
2024/08/12			Global Equity Ratings	
2024/07/24			Global Equity Ratings	
2024/07/12			Global Equity Ratings	