

## SIEMENS AG FUTURE (SIEH) - EUX/202501

2024/08/15 18:48:33

Price  
**165.3026** EURDifference  2.12% (3.44)

## General attributes

Symbol	SIEHF25
Exchange	Eurex
Currency	EUR
Security type	Future
Underlying	SIEMENS AG
Maturity	01-2025
Contract size	100

## Market data

Bid (Bid size)	- EUR (-)
Ask (Ask size)	- EUR (-)
Open	165.3026 EUR
High	165.3026 EUR
Low	165.3026 EUR
Close (prev. day)	161.864 EUR
Underlying	SIEMENS AG
Underlying price (date)	163.08 (24/08/16)
Settlement price (date)	165.30 (24/08/15)
Open Interest	0

## Performance and Risk

	6m	1Y	3Y
Perf (%)	-4.31%	-	-
Perf (abs.)	-7.44	-	-
Beta	-	-	-
Volatility	26.13	-	-

## Futures and Options

Related Futures	-
Related Options	-












Information about previous performance does not guarantee future performance.  
Source: FactSet

## Price data

Ø price 5 days   Ø volume 5 days (pcs.)	161.6460 EUR (0)
Ø price 30 days   Ø volume 30 days (pcs.)	171.6496 EUR (0)
Ø price 100 days   Ø volume 100 days (pcs.)	177.5078 EUR (0)
Ø price 250 days   Ø volume 250 days (pcs.)	- EUR (-)
YTD High   date	193.3583 EUR (2024/05/10)
YTD Low   date	156.6009 EUR (2024/08/06)
52 Weeks High   date	- EUR (-)
52 Weeks Low   date	- EUR (-)

## Recent Research

on underlying   on sector   on market			
Date		Headline	Download
2024/08/12		Global Equity Ratings	
2024/07/24		Global Equity Ratings	
2024/07/12		Global Equity Ratings	
2024/06/21		Global Equity Ratings	
2024/06/14		Global Equity Ratings	