

ORION CORP. FUTURE (ORNG) - EUX/202501

2024/08/07 18:43:25

Price
43.0371 EUR

Difference  0.85% (0.36)

General attributes

Symbol	ORNGF25
Exchange	Eurex
Currency	EUR
Security type	Future
Underlying	ORION CORPORATION B
Maturity	01-2025
Contract size	100

Market data

Bid (Bid size)	- EUR (-)
Ask (Ask size)	- EUR (-)
Open	43.0371 EUR
High	43.0371 EUR
Low	43.0371 EUR
Close (prev. day)	42.6753 EUR
Underlying	ORION CORPORATION B
Underlying price (date)	43.08 (24/08/07)
Settlement price (date)	43.04 (24/08/07)
Open Interest	0

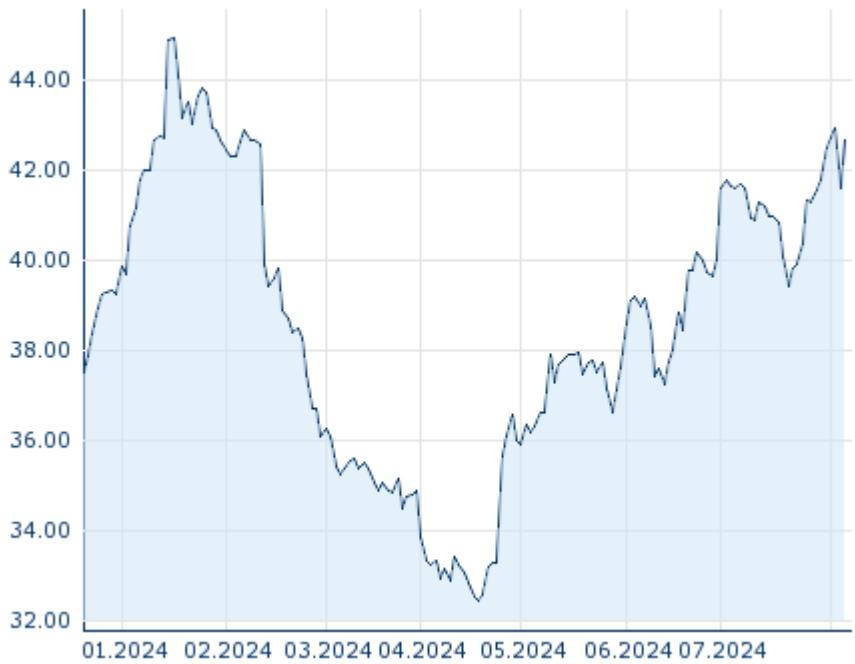
Performance and Risk

	6m	1Y	3Y
Perf (%)	+0.19%	-	-
Perf (abs.)	+0.08	-	-
Beta	-	-	-
Volatility	23.86	-	-

Futures and Options

Related Futures	-
Related Options	-

5Y












Information about previous performance does not guarantee future performance.
Source: FactSet

Price data

Ø price 5 days Ø volume 5 days (pcs.)	42.4791 EUR (0)
Ø price 30 days Ø volume 30 days (pcs.)	41.1386 EUR (0)
Ø price 100 days Ø volume 100 days (pcs.)	37.6717 EUR (0)
Ø price 250 days Ø volume 250 days (pcs.)	- EUR (-)
YTD High date	44.9235 EUR (2024/01/17)
YTD Low date	32.4423 EUR (2024/04/18)
52 Weeks High date	- EUR (-)
52 Weeks Low date	- EUR (-)

Recent Research

on sector		on market	
Date		Headline	Download
2024/07/24		Global Equity Ratings	
2024/07/12		Global Equity Ratings	
2024/06/21		Global Equity Ratings	
2024/06/14		Global Equity Ratings	
2024/05/29		Global Equity Ratings	