

# ORION CORP. FUTURE (ORNG) - EUX/202501

2024/04/26 18:31:50

Price  
**36.0923** EUR

Difference  1.32% (0.47)

### General attributes

Symbol	ORNGF25
Exchange	Eurex
Currency	EUR
Security type	Future
Underlying	ORION CORPORATION B
Maturity	01-2025
Contract size	100

### Market data

Bid (Bid size)	- EUR (-)
Ask (Ask size)	- EUR (-)
Open	36.0923 EUR
High	36.0923 EUR
Low	36.0923 EUR
Close (prev. day)	35.6224 EUR
Underlying	ORION CORPORATION B
Underlying price (date)	35.85 (24/04/26)
Settlement price (date)	36.09 (24/04/26)
Open Interest	0

### Performance and Risk

	6m	1Y	3Y
Perf (%)	-	-	-
Perf (abs.)	-	-	-
Beta	-	-	-
Volatility	-	-	-

### Futures and Options

Related Futures	-
Related Options	-

5Y











Information about previous performance does not guarantee future performance.  
Source: FactSet

### Price data

Ø price 5 days   Ø volume 5 days (pcs.)	34.2927 EUR (0)
Ø price 30 days   Ø volume 30 days (pcs.)	33.9460 EUR (0)
Ø price 100 days   Ø volume 100 days (pcs.)	- EUR (-)
Ø price 250 days   Ø volume 250 days (pcs.)	- EUR (-)
YTD High   date	44.9235 EUR (2024/01/17)
YTD Low   date	32.4423 EUR (2024/04/18)
52 Weeks High   date	- EUR (-)
52 Weeks Low   date	- EUR (-)

### Recent Research

on sector		on market	
Date		Headline	Download
2024/04/26		Global Equity Ratings	
2024/04/03		Global Equity Ratings	
2024/03/13		Global Equity Ratings	
2024/02/22		Global Equity Ratings	
2024/02/14		Global Equity Ratings	