

# COSMO PHARMACEUTICALS N.V. FUTURE (CPHF) - EUX/202501

2024/08/16 19:01:15

Price  
**78.9309** CHF

Difference  0.77% (0.60)

### General attributes

Symbol	CPHFF25
Exchange	Eurex
Currency	CHF
Security type	Future
Underlying	COSMO PHARMACEUTICALS NV
Maturity	01-2025
Contract size	100

### Market data

Bid (Bid size)	- CHF (-)
Ask (Ask size)	- CHF (-)
Open	78.9309 CHF
High	78.9309 CHF
Low	78.9309 CHF
Close (prev. day)	78.3301 CHF
Underlying	COSMO PHARMACEUTICALS NV
Underlying price (date)	78.60 (24/08/16)
Settlement price (date)	78.93 (24/08/16)
Open Interest	0

### Performance and Risk

	6m	1Y	3Y
Perf (%)	+21.70%	-	-
Perf (abs.)	+14.07	-	-
Beta	-	-	-
Volatility	27.08	-	-

### Futures and Options

Related Futures	-
Related Options	-












Information about previous performance does not guarantee future performance.  
Source: FactSet

### Price data

Ø price 5 days   Ø volume 5 days (pcs.)	77.8250 CHF (0)
Ø price 30 days   Ø volume 30 days (pcs.)	72.6466 CHF (0)
Ø price 100 days   Ø volume 100 days (pcs.)	71.1157 CHF (0)
Ø price 250 days   Ø volume 250 days (pcs.)	- CHF (-)
YTD High   date	78.9309 CHF (2024/08/16)
YTD Low   date	50.7865 CHF (2024/01/02)
52 Weeks High   date	- CHF (-)
52 Weeks Low   date	- CHF (-)

### Recent Research

on sector		on market	
Date		Headline	Download
2024/08/12		Global Equity Ratings	
2024/07/24		Global Equity Ratings	
2024/07/12		Global Equity Ratings	
2024/06/21		Global Equity Ratings	
2024/06/14		Global Equity Ratings	