

SIKA AG FUTURE (SIKH) - EUX/202501

2024/09/10 18:40:11

Price
263.9862 CHFDifference  -0.05% (-0.12)

General attributes

Symbol	SIKHF25
Exchange	Eurex
Currency	CHF
Security type	Future
Underlying	SIKA AG
Maturity	01-2025
Contract size	100

Market data

Bid (Bid size)	- CHF (-)
Ask (Ask size)	- CHF (-)
Open	263.9862 CHF
High	263.9862 CHF
Low	263.9862 CHF
Close (prev. day)	264.1054 CHF
Underlying	SIKA AG
Underlying price (date)	263.10 (24/09/10)
Settlement price (date)	263.99 (24/09/10)
Open Interest	0

Performance and Risk

	6m	1Y	3Y
Perf (%)	-0.08%	-	-
Perf (abs.)	-0.20	-	-
Beta	-	-	-
Volatility	21.24	-	-

Futures and Options

Related Futures	-
Related Options	-












Information about previous performance does not guarantee future performance.
Source: FactSet

Price data

Ø price 5 days Ø volume 5 days (pcs.)	263.6881 CHF (0)
Ø price 30 days Ø volume 30 days (pcs.)	260.4224 CHF (0)
Ø price 100 days Ø volume 100 days (pcs.)	266.4024 CHF (0)
Ø price 250 days Ø volume 250 days (pcs.)	- CHF (-)
YTD High date	287.3179 CHF (2024/05/27)
YTD Low date	232.5231 CHF (2024/01/22)
52 Weeks High date	- CHF (-)
52 Weeks Low date	- CHF (-)

Recent Research

on underlying	on sector	on market		
Date			Headline	Download
2022/12/19			Global Equity Ratings	
2022/11/28			Global Equity Ratings	
2022/11/18			Global Equity Ratings	
2022/10/31			Global Equity Ratings	
2022/10/05			Global Equity Ratings	