

# RWE AG FUTURE (RWEH) - EUX/202501

2024/07/16 18:51:03

Price  
**33.2766** EUR

Difference  -0.38% (-0.13)

### General attributes

Symbol	RWEHF25
Exchange	Eurex
Currency	EUR
Security type	Future
Underlying	RWE AG
Maturity	01-2025
Contract size	100

### Market data

Bid (Bid size)	- EUR (-)
Ask (Ask size)	- EUR (-)
Open	33.2766 EUR
High	33.2766 EUR
Low	33.2766 EUR
Close (prev. day)	33.4025 EUR
Underlying	RWE AG
Underlying price (date)	32.77 (24/07/17)
Settlement price (date)	33.28 (24/07/16)
Open Interest	0

### Performance and Risk

	6m	1Y	3Y
Perf (%)	-14.47%	-	-
Perf (abs.)	-5.63	-	-
Beta	-	-	-
Volatility	24.69	-	-

### Futures and Options

Related Futures	-
Related Options	-

5Y












Information about previous performance does not guarantee future performance.  
Source: FactSet

### Price data

Ø price 5 days   Ø volume 5 days (pcs.)	33.9532 EUR (0)
Ø price 30 days   Ø volume 30 days (pcs.)	34.0819 EUR (0)
Ø price 100 days   Ø volume 100 days (pcs.)	33.1875 EUR (0)
Ø price 250 days   Ø volume 250 days (pcs.)	- EUR (-)
YTD High   date	41.8829 EUR (2024/01/09)
YTD Low   date	30.5538 EUR (2024/02/26)
52 Weeks High   date	- EUR (-)
52 Weeks Low   date	- EUR (-)

### Recent Research

on underlying	on sector	on market	
Date		Headline	Download
2024/07/12		Global Equity Ratings	
2024/06/21		Global Equity Ratings	
2024/06/14		Global Equity Ratings	
2024/05/29		Global Equity Ratings	
2024/04/26		Global Equity Ratings	