

# ANHEU.-BUSCH IN.STOCK TRACKING FUTURE (1ITK) - EUX/202501

2024/09/10 18:43:59

Price  
**59.0672** EUR

Difference  0.89% (0.52)

### General attributes

Symbol	1ITKF25
Exchange	Eurex
Currency	EUR
Security type	Future
Underlying	ANHEUSER-BUSCH INBEV SA
Maturity	01-2025
Contract size	100

### Market data

Bid (Bid size)	- EUR (-)
Ask (Ask size)	- EUR (-)
Open	59.0672 EUR
High	59.0672 EUR
Low	59.0672 EUR
Close (prev. day)	58.5459 EUR
Underlying	ANHEUSER-BUSCH INBEV SA
Underlying price (date)	58.28 (24/09/10)
Settlement price (date)	59.07 (24/09/10)
Open Interest	0

### Performance and Risk

	6m	1Y	3Y
Perf (%)	+0.92%	-	-
Perf (abs.)	+0.54	-	-
Beta	-	-	-
Volatility	18.91	-	-

### Futures and Options

Related Futures	-
Related Options	-

5Y











Information about previous performance does not guarantee future performance.  
Source: FactSet

### Price data

Ø price 5 days   Ø volume 5 days (pcs.)	58.0678 EUR (0)
Ø price 30 days   Ø volume 30 days (pcs.)	56.5344 EUR (0)
Ø price 100 days   Ø volume 100 days (pcs.)	57.7422 EUR (0)
Ø price 250 days   Ø volume 250 days (pcs.)	- EUR (-)
YTD High   date	63.7079 EUR (2024/05/17)
YTD Low   date	55.2325 EUR (2024/08/20)
52 Weeks High   date	- EUR (-)
52 Weeks Low   date	- EUR (-)

### Recent Research

on underlying	on sector	on market	
Date		Headline	Download
2024/09/05		Global Equity Ratings	
2024/08/12		Global Equity Ratings	
2024/07/24		Global Equity Ratings	
2024/07/12		Global Equity Ratings	
2024/06/21		Global Equity Ratings	