

VALMET OYJ FUTURE (TVMT) - EUX/202503

2024/08/07 18:56:50

Price
25.0641 EURDifference  2.48% (0.61)

General attributes

Symbol	TVMTH25
Exchange	Eurex
Currency	EUR
Security type	Future
Underlying	VALMET OYJ
Maturity	03-2025
Contract size	100

Market data

Bid (Bid size)	- EUR (-)
Ask (Ask size)	- EUR (-)
Open	25.0641 EUR
High	25.0641 EUR
Low	25.0641 EUR
Close (prev. day)	24.4577 EUR
Underlying	VALMET OYJ
Underlying price (date)	24.52 (24/08/07)
Settlement price (date)	25.06 (24/08/07)
Open Interest	0

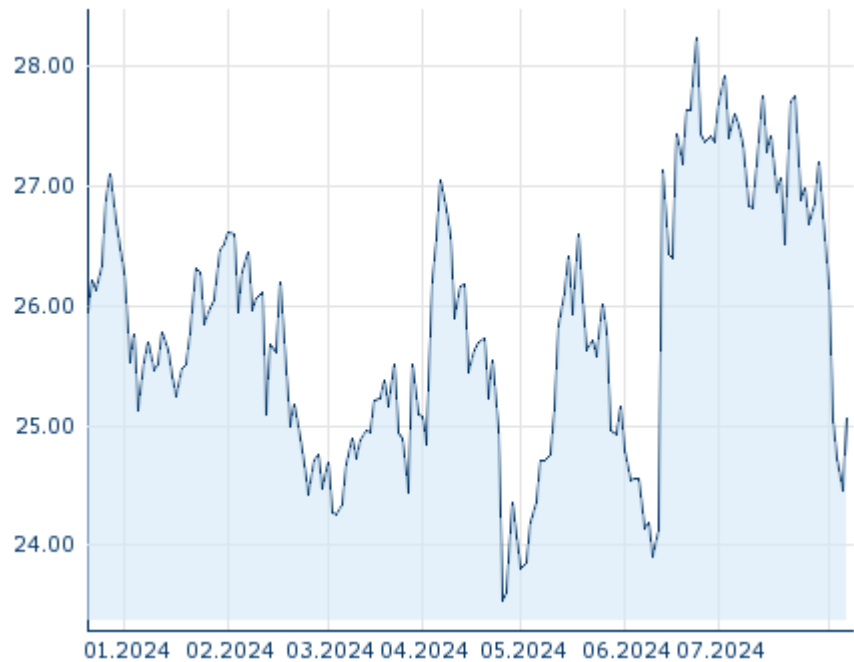
Performance and Risk

	6m	1Y	3Y
Perf (%)	-5.26%	-	-
Perf (abs.)	-1.39	-	-
Beta	-	-	-
Volatility	32.79	-	-

Futures and Options

Related Futures	-
Related Options	-

5Y












Information about previous performance does not guarantee future performance.
Source: FactSet

Price data

Ø price 5 days Ø volume 5 days (pcs.)	25.0894 EUR (0)
Ø price 30 days Ø volume 30 days (pcs.)	26.8778 EUR (0)
Ø price 100 days Ø volume 100 days (pcs.)	25.9161 EUR (0)
Ø price 250 days Ø volume 250 days (pcs.)	- EUR (-)
YTD High date	28.2393 EUR (2024/06/24)
YTD Low date	23.5400 EUR (2024/04/25)
52 Weeks High date	- EUR (-)
52 Weeks Low date	- EUR (-)

Recent Research

on sector		on market	
Date		Headline	Download
2024/07/24		Global Equity Ratings	
2024/07/12		Global Equity Ratings	
2024/06/21		Global Equity Ratings	
2024/06/14		Global Equity Ratings	
2024/05/29		Global Equity Ratings	