

VALMET OYJ FUTURE (TVMT) - EUX/202503

2024/05/16 18:56:04

Price
26.4103 EURDifference  1.18% (0.31)

General attributes

Symbol	TVMT25
Exchange	Eurex
Currency	EUR
Security type	Future
Underlying	VALMET OYJ
Maturity	03-2025
Contract size	100

Market data

Bid (Bid size)	- EUR (-)
Ask (Ask size)	- EUR (-)
Open	26.4103 EUR
High	26.4103 EUR
Low	26.4103 EUR
Close (prev. day)	26.1017 EUR
Underlying	VALMET OYJ
Underlying price (date)	25.39 (24/05/17)
Settlement price (date)	26.41 (24/05/16)
Open Interest	0

Performance and Risk

	6m	1Y	3Y
Perf (%)	-	-	-
Perf (abs.)	-	-	-
Beta	-	-	-
Volatility	-	-	-

Futures and Options

Related Futures	-
Related Options	-

5Y











Information about previous performance does not guarantee future performance.
Source: FactSet

Price data

Ø price 5 days Ø volume 5 days (pcs.)	25.6456 EUR (0)
Ø price 30 days Ø volume 30 days (pcs.)	25.3026 EUR (0)
Ø price 100 days Ø volume 100 days (pcs.)	25.4393 EUR (0)
Ø price 250 days Ø volume 250 days (pcs.)	- EUR (-)
YTD High date	27.0561 EUR (2024/04/08)
YTD Low date	23.5400 EUR (2024/04/25)
52 Weeks High date	- EUR (-)
52 Weeks Low date	- EUR (-)

Recent Research

on sector		on market	
Date		Headline	Download
2024/04/26		Global Equity Ratings	
2024/04/03		Global Equity Ratings	
2024/03/13		Global Equity Ratings	
2024/02/22		Global Equity Ratings	
2024/02/14		Global Equity Ratings	