

## VALMET OYJ FUTURE (TVMT) - EUX/202503

2024/05/02 18:49:19

Price  
**23.8117** EURDifference  -1.08% (-0.26)

## General attributes

Symbol	TVMTH25
Exchange	Eurex
Currency	EUR
Security type	Future
Underlying	VALMET OYJ
Maturity	03-2025
Contract size	100

## Market data

Bid (Bid size)	- EUR (-)
Ask (Ask size)	- EUR (-)
Open	23.8117 EUR
High	23.8117 EUR
Low	23.8117 EUR
Close (prev. day)	24.072 EUR
Underlying	VALMET OYJ
Underlying price (date)	23.21 (24/05/02)
Settlement price (date)	23.81 (24/05/02)
Open Interest	0

## Performance and Risk

	6m	1Y	3Y
Perf (%)	-	-	-
Perf (abs.)	-	-	-
Beta	-	-	-
Volatility	-	-	-

## Futures and Options

Related Futures	-
Related Options	-

5Y











Information about previous performance does not guarantee future performance.  
Source: FactSet

## Price data

Ø price 5 days   Ø volume 5 days (pcs.)	23.8756 EUR (0)
Ø price 30 days   Ø volume 30 days (pcs.)	25.3304 EUR (0)
Ø price 100 days   Ø volume 100 days (pcs.)	- EUR (-)
Ø price 250 days   Ø volume 250 days (pcs.)	- EUR (-)
YTD High   date	27.0561 EUR (2024/04/08)
YTD Low   date	23.5400 EUR (2024/04/25)
52 Weeks High   date	- EUR (-)
52 Weeks Low   date	- EUR (-)

## Recent Research

on sector		on market	
Date		Headline	Download
2024/04/26		Global Equity Ratings	
2024/04/03		Global Equity Ratings	
2024/03/13		Global Equity Ratings	
2024/02/22		Global Equity Ratings	
2024/02/14		Global Equity Ratings	