

## ARCELORMITTAL S.A. FUTURE (ISPI) - EUX/202501

2024/08/15 18:48:12

Price  
**20.2304** EURDifference  2.01% (0.40)

## General attributes

Symbol	ISPIF25
Exchange	Eurex
Currency	EUR
Security type	Future
Underlying	ARCELORMITTAL S.A.
Maturity	01-2025
Contract size	100

## Market data

Bid (Bid size)	- EUR (-)
Ask (Ask size)	- EUR (-)
Open	20.2304 EUR
High	20.2304 EUR
Low	20.2304 EUR
Close (prev. day)	19.831 EUR
Underlying	ARCELORMITTAL S.A.
Underlying price (date)	20.21 (24/08/16)
Settlement price (date)	20.23 (24/08/15)
Open Interest	0

## Performance and Risk

	6m	1Y	3Y
Perf (%)	-21.06%	-	-
Perf (abs.)	-5.40	-	-
Beta	-	-	-
Volatility	24.72	-	-

## Futures and Options

Related Futures	-
Related Options	-

5Y












Information about previous performance does not guarantee future performance.  
Source: FactSet

## Price data

Ø price 5 days   Ø volume 5 days (pcs.)	20.0807 EUR (0)
Ø price 30 days   Ø volume 30 days (pcs.)	20.7476 EUR (0)
Ø price 100 days   Ø volume 100 days (pcs.)	22.9820 EUR (0)
Ø price 250 days   Ø volume 250 days (pcs.)	- EUR (-)
YTD High   date	26.9975 EUR (2024/02/09)
YTD Low   date	19.2023 EUR (2024/08/05)
52 Weeks High   date	- EUR (-)
52 Weeks Low   date	- EUR (-)

## Recent Research

on sector		on market	
Date		Headline	Download
2024/08/12		Global Equity Ratings	
2024/07/24		Global Equity Ratings	
2024/07/12		Global Equity Ratings	
2024/06/21		Global Equity Ratings	
2024/06/14		Global Equity Ratings	