

FACEBOOK INC FUTURE (FBUF) - EUX/202501

2024/09/18 18:40:44

Price
543.6823 USD

Difference  -0.03% (-0.14)

General attributes

Symbol	FBUFF25
Exchange	Eurex
Currency	USD
Security type	Future
Underlying	META PLATFORMS INC. CLASS A
Maturity	01-2025
Contract size	100

Market data

Bid (Bid size)	- USD (-)
Ask (Ask size)	- USD (-)
Open	543.6823 USD
High	543.6823 USD
Low	543.6823 USD
Close (prev. day)	543.8221 USD
Underlying	META PLATFORMS INC. CLASS A
Underlying price (date)	536.375 (24/09/18)
Settlement price (date)	543.68 (24/09/18)
Open Interest	0

Performance and Risk

	6m	1Y	3Y
Perf (%)	+7.89%	-	-
Perf (abs.)	+39.78	-	-
Beta	-	-	-
Volatility	34.61	-	-

Futures and Options

Related Futures	-
Related Options	-












Information about previous performance does not guarantee future performance.
Source: FactSet

Price data

Ø price 5 days Ø volume 5 days (pcs.)	528.6984 USD (0)
Ø price 30 days Ø volume 30 days (pcs.)	528.7422 USD (0)
Ø price 100 days Ø volume 100 days (pcs.)	509.5391 USD (0)
Ø price 250 days Ø volume 250 days (pcs.)	- USD (-)
YTD High date	550.2336 USD (2024/08/15)
YTD Low date	363.7940 USD (2024/01/02)
52 Weeks High date	- USD (-)
52 Weeks Low date	- USD (-)

Recent Research

on underlying	on sector	on market	
Date		Headline	Download
2024/09/11		Global Equity Ratings	
2024/09/05		Global Equity Ratings	
2024/08/12		Global Equity Ratings	
2024/07/24		Global Equity Ratings	
2024/07/12		Global Equity Ratings	