

EVONIK INDUSTRIES AG FUTURE (EVKF) - EUX/202501

2024/09/18 18:40:37

Price
20.7574 EURDifference  -0.45% (-0.09)

General attributes

| | |
|---------------|----------------------|
| Symbol | EVKFF25 |
| Exchange | Eurex |
| Currency | EUR |
| Security type | Future |
| Underlying | EVONIK INDUSTRIES AG |
| Maturity | 01-2025 |
| Contract size | 100 |

Market data

| | |
|-------------------------|----------------------|
| Bid (Bid size) | - EUR (-) |
| Ask (Ask size) | - EUR (-) |
| Open | 20.7574 EUR |
| High | 20.7574 EUR |
| Low | 20.7574 EUR |
| Close (prev. day) | 20.8505 EUR |
| Underlying | EVONIK INDUSTRIES AG |
| Underlying price (date) | 20.50 (24/09/18) |
| Settlement price (date) | 20.76 (24/09/18) |
| Open Interest | 0 |

Performance and Risk

| | 6m | 1Y | 3Y |
|-------------|---------|----|----|
| Perf (%) | +25.06% | - | - |
| Perf (abs.) | +4.18 | - | - |
| Beta | - | - | - |
| Volatility | 18.55 | - | - |

Futures and Options

| | |
|-----------------|---|
| Related Futures | - |
| Related Options | - |











5Y

Information about previous performance does not guarantee future performance.
Source: FactSet

Price data

| | |
|---|--------------------------|
| Ø price 5 days Ø volume 5 days (pcs.) | 20.2756 EUR (0) |
| Ø price 30 days Ø volume 30 days (pcs.) | 19.6794 EUR (0) |
| Ø price 100 days Ø volume 100 days (pcs.) | 19.5410 EUR (0) |
| Ø price 250 days Ø volume 250 days (pcs.) | - EUR (-) |
| YTD High date | 20.8505 EUR (2024/09/17) |
| YTD Low date | 16.5000 EUR (2024/01/17) |
| 52 Weeks High date | - EUR (-) |
| 52 Weeks Low date | - EUR (-) |

Recent Research

| on sector | | on market | |
|------------|---|-----------------------|---|
| Date | | Headline | Download |
| 2024/09/11 |  | Global Equity Ratings |  |
| 2024/09/05 |  | Global Equity Ratings |  |
| 2024/08/12 |  | Global Equity Ratings |  |
| 2024/07/24 |  | Global Equity Ratings |  |
| 2024/07/12 |  | Global Equity Ratings |  |