

# AMADEUS IT GROUP S.A. FUTURE (AI3F) - EUX/202501

2024/05/02 18:23:05

Price  
**61.9499** EUR

Difference  1.91% (1.16)

### General attributes

Symbol	AI3FF25
Exchange	Eurex
Currency	EUR
Security type	Future
Underlying	AMADEUS IT GROUP SA
Maturity	01-2025
Contract size	100

### Market data

Bid (Bid size)	- EUR (-)
Ask (Ask size)	- EUR (-)
Open	61.9499 EUR
High	61.9499 EUR
Low	61.9499 EUR
Close (prev. day)	60.7915 EUR
Underlying	AMADEUS IT GROUP SA
Underlying price (date)	60.90 (24/05/02)
Settlement price (date)	61.95 (24/05/02)
Open Interest	0

### Performance and Risk

	6m	1Y	3Y
Perf (%)	-	-	-
Perf (abs.)	-	-	-
Beta	-	-	-
Volatility	-	-	-

### Futures and Options

Related Futures	-
Related Options	-

5Y











Information about previous performance does not guarantee future performance.  
Source: FactSet

### Price data

Ø price 5 days   Ø volume 5 days (pcs.)	60.5601 EUR (0)
Ø price 30 days   Ø volume 30 days (pcs.)	59.1634 EUR (0)
Ø price 100 days   Ø volume 100 days (pcs.)	- EUR (-)
Ø price 250 days   Ø volume 250 days (pcs.)	- EUR (-)
YTD High   date	67.8346 EUR (2024/01/26)
YTD Low   date	55.5779 EUR (2024/02/29)
52 Weeks High   date	- EUR (-)
52 Weeks Low   date	- EUR (-)

### Recent Research

on underlying	on sector	on market	
Date		Headline	Download
2023/10/27		Global Equity Ratings	
2023/09/29		Global Equity Ratings	
2023/09/08		Global Equity Ratings	
2023/08/22		Global Equity Ratings	
2023/08/17		Global Equity Ratings	