

AMERICAN AIRLINES GROUP INC. FUTURE (ALFF) - EUX/202501

2024/07/26 18:34:50

Price
10.4843 USD

Difference  -2.73% (-0.29)

General attributes

Symbol	ALFF25
Exchange	Eurex
Currency	USD
Security type	Future
Underlying	AMERICAN AIRLINES GROUP INC.
Maturity	01-2025
Contract size	100

Market data

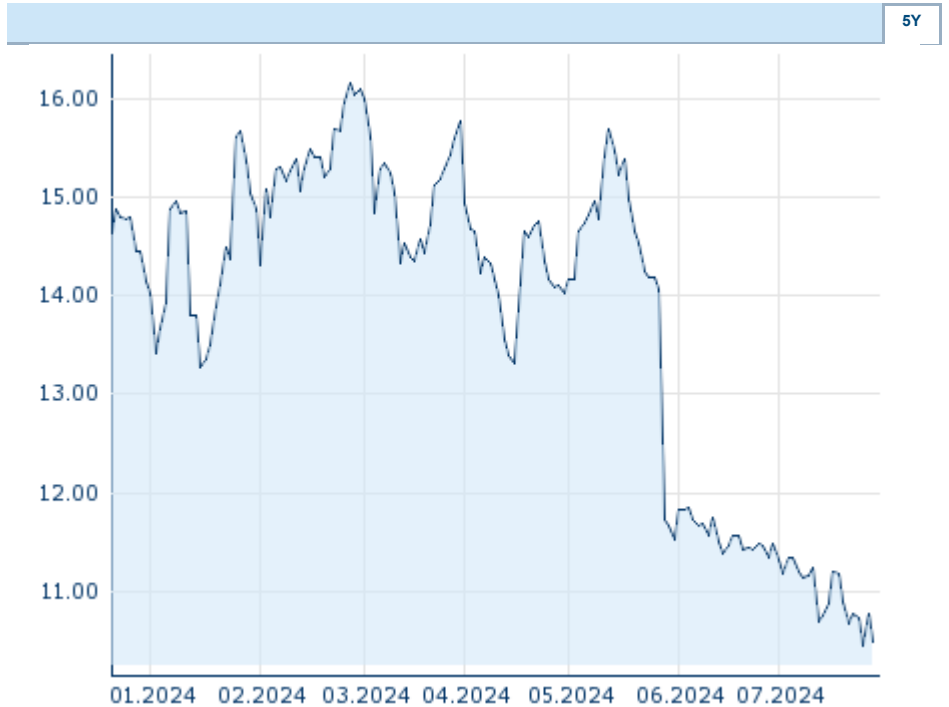
Bid (Bid size)	- USD (-)
Ask (Ask size)	- USD (-)
Open	10.4843 USD
High	10.4843 USD
Low	10.4843 USD
Close (prev. day)	10.7788 USD
Underlying	AMERICAN AIRLINES GROUP INC.
Underlying price (date)	10.62 (24/07/26)
Settlement price (date)	10.48 (24/07/26)
Open Interest	0

Performance and Risk

	6m	1Y	3Y
Perf (%)	-33.09%	-	-
Perf (abs.)	-5.19	-	-
Beta	-	-	-
Volatility	39.88	-	-

Futures and Options

Related Futures	-
Related Options	-












Information about previous performance does not guarantee future performance.
Source: FactSet

Price data

Ø price 5 days Ø volume 5 days (pcs.)	10.6457 USD (0)
Ø price 30 days Ø volume 30 days (pcs.)	11.1359 USD (0)
Ø price 100 days Ø volume 100 days (pcs.)	13.1966 USD (0)
Ø price 250 days Ø volume 250 days (pcs.)	- USD (-)
YTD High date	16.1543 USD (2024/02/27)
YTD Low date	10.4526 USD (2024/07/24)
52 Weeks High date	- USD (-)
52 Weeks Low date	- USD (-)

Recent Research

on sector		on market	
Date		Headline	Download
2024/07/24		Global Equity Ratings	
2024/07/12		Global Equity Ratings	
2024/06/21		Global Equity Ratings	
2024/06/14		Global Equity Ratings	
2024/05/29		Global Equity Ratings	