

ROYAL CARRIBEAN CRUISES GROUP FUTURE (RCLF) - EUX/202501

2024/10/18 19:07:25

Price
201.7308 USD

Difference  -2.00% (-4.11)

General attributes

Symbol	RCLFF25
Exchange	Eurex
Currency	USD
Security type	Future
Underlying	ROYAL CARIBBEAN CRUISES LTD
Maturity	01-2025
Contract size	100

Market data

Bid (Bid size)	- USD (-)
Ask (Ask size)	- USD (-)
Open	201.7308 USD
High	201.7308 USD
Low	201.7308 USD
Close (prev. day)	205.8421 USD
Underlying	ROYAL CARIBBEAN CRUISES LTD
Underlying price (date)	199.94 (24/10/18)
Settlement price (date)	201.73 (24/10/18)
Open Interest	0

Performance and Risk

	6m	1Y	3Y
Perf (%)	+50.31%	-	-
Perf (abs.)	+67.53	-	-
Beta	-	-	-
Volatility	35.58	-	-

Futures and Options

Related Futures	-
Related Options	-

5Y












Information about previous performance does not guarantee future performance.
Source: FactSet

Price data

Ø price 5 days Ø volume 5 days (pcs.)	202.9846 USD (0)
Ø price 30 days Ø volume 30 days (pcs.)	181.6128 USD (0)
Ø price 100 days Ø volume 100 days (pcs.)	167.1187 USD (0)
Ø price 250 days Ø volume 250 days (pcs.)	- USD (-)
YTD High date	205.8421 USD (2024/10/17)
YTD Low date	118.7825 USD (2024/02/20)
52 Weeks High date	- USD (-)
52 Weeks Low date	- USD (-)

Recent Research

on sector	on market		
Date		Headline	Download
2024/09/27		Global Equity Ratings	
2024/09/11		Global Equity Ratings	
2024/09/05		Global Equity Ratings	
2024/08/12		Global Equity Ratings	
2024/07/24		Global Equity Ratings	