

GEBERIT AG FUTURE (GBRI) - EUX/202501

2024/09/17 18:45:56

Price
552.3394 CHF

Difference  1.93% (10.43)

General attributes

Symbol	GBRIF25
Exchange	Eurex
Currency	CHF
Security type	Future
Underlying	GEBERIT AG
Maturity	01-2025
Contract size	100

Market data

Bid (Bid size)	- CHF (-)
Ask (Ask size)	- CHF (-)
Open	552.3394 CHF
High	552.3394 CHF
Low	552.3394 CHF
Close (prev. day)	541.9058 CHF
Underlying	GEBERIT AG
Underlying price (date)	547.00 (24/09/18)
Settlement price (date)	552.34 (24/09/17)
Open Interest	0

Performance and Risk

	6m	1Y	3Y
Perf (%)	+5.21%	-	-
Perf (abs.)	+27.36	-	-
Beta	-	-	-
Volatility	20.22	-	-

Futures and Options

Related Futures	-
Related Options	-

5Y












Information about previous performance does not guarantee future performance.
Source: FactSet

Price data

Ø price 5 days Ø volume 5 days (pcs.)	540.5930 CHF (0)
Ø price 30 days Ø volume 30 days (pcs.)	532.5360 CHF (0)
Ø price 100 days Ø volume 100 days (pcs.)	545.3833 CHF (0)
Ø price 250 days Ø volume 250 days (pcs.)	- CHF (-)
YTD High date	573.9202 CHF (2024/05/24)
YTD Low date	483.0632 CHF (2024/01/18)
52 Weeks High date	- CHF (-)
52 Weeks Low date	- CHF (-)

Recent Research

on underlying	on sector	on market	
Date		Headline	Download
2022/12/19		Global Equity Ratings	
2022/11/28		Global Equity Ratings	
2022/11/18		Global Equity Ratings	
2022/10/31		Global Equity Ratings	
2022/10/05		Global Equity Ratings	