

# RECKITT BENCKISER PLC FUTURE (RBF) - EUX/202501

2024/06/28 18:41:02

Price  
**4,332.4263** GBP

Difference  -1.65% (-72.86)

### General attributes

Symbol	RBF25
Exchange	Eurex
Currency	GBP
Security type	Future
Underlying	RECKITT BENCKISER GROUP PLC
Maturity	01-2025
Contract size	1,000

### Market data

Bid (Bid size)	- GBP (-)
Ask (Ask size)	- GBP (-)
Open	4,332.4263 GBP
High	4,332.4263 GBP
Low	4,332.4263 GBP
Close (prev. day)	4,405.289 GBP
Underlying	RECKITT BENCKISER GROUP PLC
Underlying price (date)	4,282.00 (24/06/28)
Settlement price (date)	4,332.43 (24/06/28)
Open Interest	0

### Performance and Risk

	6m	1Y	3Y
Perf (%)	-21.91%	-	-
Perf (abs.)	-1,215.41	-	-
Beta	-	-	-
Volatility	37.48	-	-

### Futures and Options

Related Futures	-
Related Options	-











5Y

Information about previous performance does not guarantee future performance.  
Source: FactSet

### Price data

Ø price 5 days   Ø volume 5 days (pcs.)	4,424.4946 GBP (0)
Ø price 30 days   Ø volume 30 days (pcs.)	4,494.1314 GBP (0)
Ø price 100 days   Ø volume 100 days (pcs.)	4,756.8364 GBP (0)
Ø price 250 days   Ø volume 250 days (pcs.)	- GBP (-)
YTD High   date	5,966.0908 GBP (2024/02/26)
YTD Low   date	4,199.7121 GBP (2024/04/03)
52 Weeks High   date	- GBP (-)
52 Weeks Low   date	- GBP (-)

### Recent Research

on underlying		on sector	
Date		Headline	Download
2022/05/04		Global Equity Ratings	
2022/04/27		Global Equity Ratings	
2022/04/14		Global Equity Ratings	
2022/03/29		Global Equity Ratings	
2022/03/10		Global Equity Ratings	