

APERAM S.A. FUTURE (7AAF) - EUX/202501

2024/07/16 18:49:45

Price
24.4793 EUR

Difference  -3.63% (-0.92)

General attributes

Symbol	7AAFF25
Exchange	Eurex
Currency	EUR
Security type	Future
Underlying	APERAM S.A.
Maturity	01-2025
Contract size	100

Market data

Bid (Bid size)	- EUR (-)
Ask (Ask size)	- EUR (-)
Open	24.4793 EUR
High	24.4793 EUR
Low	24.4793 EUR
Close (prev. day)	25.4004 EUR
Underlying	APERAM S.A.
Underlying price (date)	24.90 (24/07/16)
Settlement price (date)	24.48 (24/07/16)
Open Interest	0

Performance and Risk

	6m	1Y	3Y
Perf (%)	-10.12%	-	-
Perf (abs.)	-2.86	-	-
Beta	-	-	-
Volatility	28.68	-	-

Futures and Options

Related Futures	-
Related Options	-

5Y









Information about previous performance does not guarantee future performance.
Source: FactSet

Price data

Ø price 5 days Ø volume 5 days (pcs.)	25.3244 EUR (0)
Ø price 30 days Ø volume 30 days (pcs.)	24.8463 EUR (0)
Ø price 100 days Ø volume 100 days (pcs.)	26.4475 EUR (0)
Ø price 250 days Ø volume 250 days (pcs.)	- EUR (-)
YTD High date	31.5809 EUR (2024/01/02)
YTD Low date	23.5089 EUR (2024/06/26)
52 Weeks High date	- EUR (-)
52 Weeks Low date	- EUR (-)

Recent Research

on sector		on market	
Date		Headline	Download
2024/07/12		Global Equity Ratings	
2024/06/21		Global Equity Ratings	
2024/06/14		Global Equity Ratings	
2024/05/29		Global Equity Ratings	
2024/04/26		Global Equity Ratings	