

# ICADE S.A. FUTURE (ICAG) - EUX/202501

2024/07/16 18:50:33

Price  
**21.9191** EUR

Difference  -0.20% (-0.04)

### General attributes

Symbol	ICAGF25
Exchange	Eurex
Currency	EUR
Security type	Future
Underlying	ICADE SA
Maturity	01-2025
Contract size	100

### Market data

Bid (Bid size)	- EUR (-)
Ask (Ask size)	- EUR (-)
Open	21.9191 EUR
High	21.9191 EUR
Low	21.9191 EUR
Close (prev. day)	21.9622 EUR
Underlying	ICADE SA
Underlying price (date)	21.48 (24/07/16)
Settlement price (date)	21.92 (24/07/16)
Open Interest	0

### Performance and Risk

	6m	1Y	3Y
Perf (%)	-35.04%	-	-
Perf (abs.)	-11.84	-	-
Beta	-	-	-
Volatility	32.96	-	-

### Futures and Options

Related Futures	-
Related Options	-

5Y











Information about previous performance does not guarantee future performance.  
Source: FactSet

### Price data

Ø price 5 days   Ø volume 5 days (pcs.)	21.7457 EUR (0)
Ø price 30 days   Ø volume 30 days (pcs.)	23.4817 EUR (0)
Ø price 100 days   Ø volume 100 days (pcs.)	24.3796 EUR (0)
Ø price 250 days   Ø volume 250 days (pcs.)	- EUR (-)
YTD High   date	34.4226 EUR (2024/01/04)
YTD Low   date	20.9491 EUR (2024/07/02)
52 Weeks High   date	- EUR (-)
52 Weeks Low   date	- EUR (-)

### Recent Research

on sector		on market	
Date		Headline	Download
2024/07/12		Global Equity Ratings	
2024/06/21		Global Equity Ratings	
2024/06/14		Global Equity Ratings	
2024/05/29		Global Equity Ratings	
2024/04/26		Global Equity Ratings	