

CITIGROUP INC. FUTURE (CITG) - EUX/202501

2024/10/18 19:07:06

Price
63.542 USD

Difference  -2.10% (-1.36)

General attributes

Symbol	CITGF25
Exchange	Eurex
Currency	USD
Security type	Future
Underlying	CITIGROUP INC
Maturity	01-2025
Contract size	100

Market data

Bid (Bid size)	- USD (-)
Ask (Ask size)	- USD (-)
Open	63.542 USD
High	63.542 USD
Low	63.542 USD
Close (prev. day)	64.9039 USD
Underlying	CITIGROUP INC
Underlying price (date)	62.85 (24/10/18)
Settlement price (date)	63.54 (24/10/18)
Open Interest	0

Performance and Risk

	6m	1Y	3Y
Perf (%)	+6.72%	-	-
Perf (abs.)	+4.00	-	-
Beta	-	-	-
Volatility	25.97	-	-

Futures and Options

Related Futures	-
Related Options	-

5Y










Information about previous performance does not guarantee future performance.
Source: FactSet

Price data

Ø price 5 days Ø volume 5 days (pcs.)	64.749 USD (0)
Ø price 30 days Ø volume 30 days (pcs.)	61.971 USD (0)
Ø price 100 days Ø volume 100 days (pcs.)	62.536 USD (0)
Ø price 250 days Ø volume 250 days (pcs.)	- USD (-)
YTD High date	68.463 USD (2024/07/17)
YTD Low date	51.028 USD (2024/01/18)
52 Weeks High date	- USD (-)
52 Weeks Low date	- USD (-)

Recent Research

on underlying	on sector	on market	
Date		Headline	Download
2024/09/27		Global Equity Ratings	
2024/09/11		Global Equity Ratings	
2024/09/05		Global Equity Ratings	
2024/08/12		Global Equity Ratings	
2024/07/24		Global Equity Ratings	